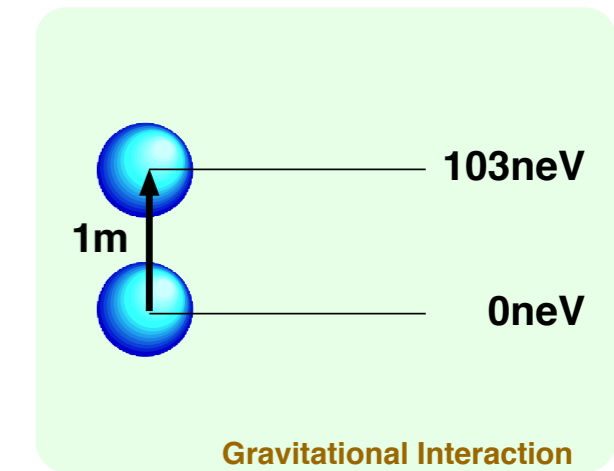
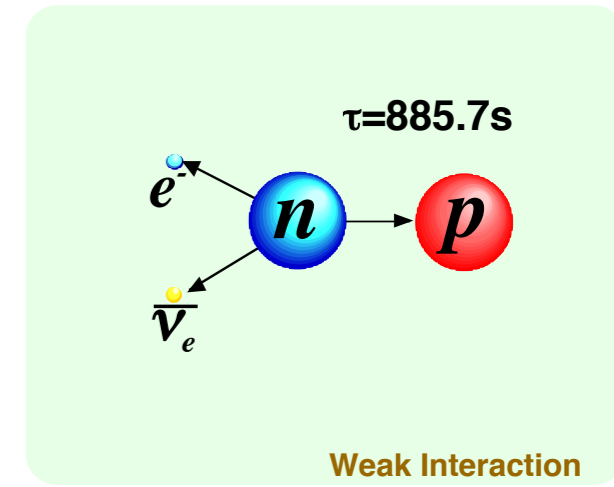


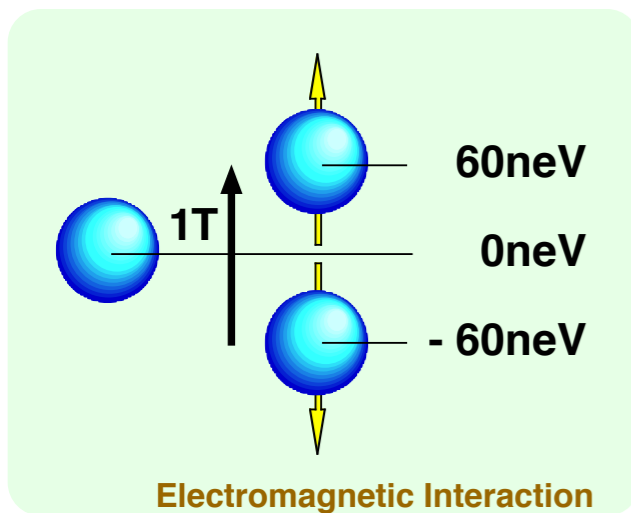
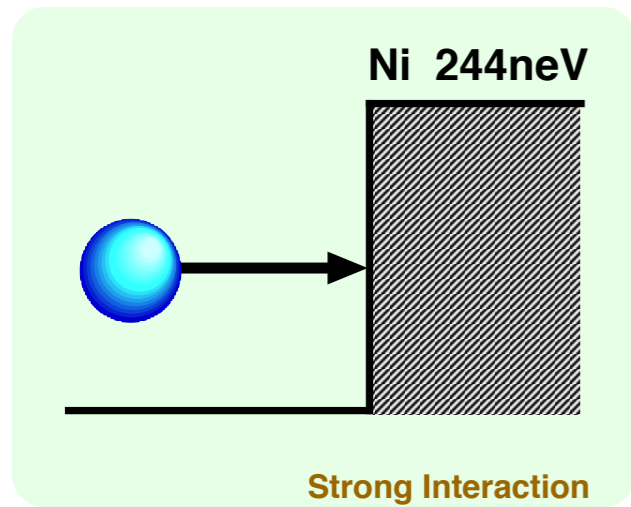


Search for unknown interaction with neutrons

Masaaki Kitaguchi

Center for experimental studies, KMI, Nagoya University

Fundamental Physics with Neutrons



suitable for precision measurement

Fundamental Physics with Neutrons

Unknown source of CP violation can be searched.

Neutrons can be used for a good probe of CP violating interactions through . . .

T-odd correlation in compound nuclei

Neutron EDM

Unknown intermediate-range force can be detected.

Precise measurement of the potential between neutron and material enables us to search . . .

Extra-dimension

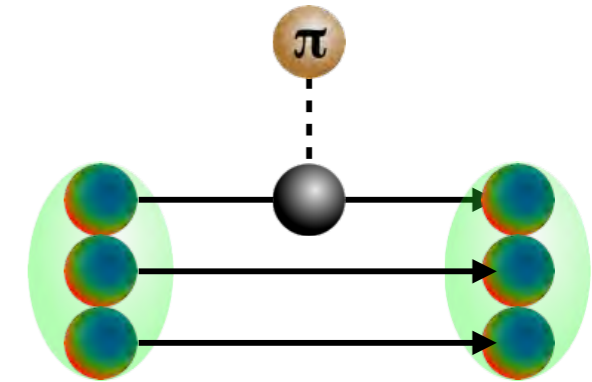
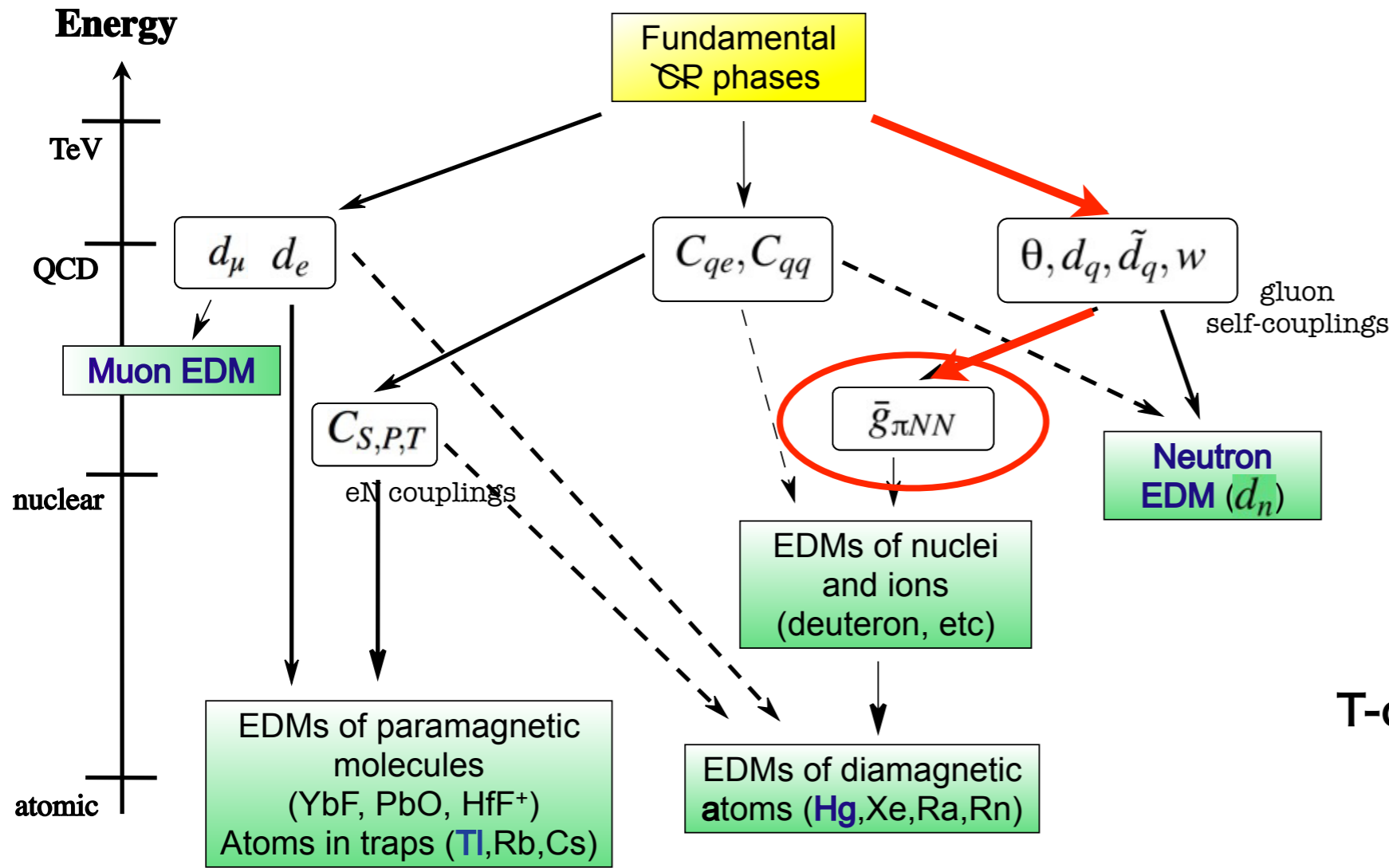
**Extended gravity
(Dark energy)**

Intermediate-range force

e.g. Chameleon field

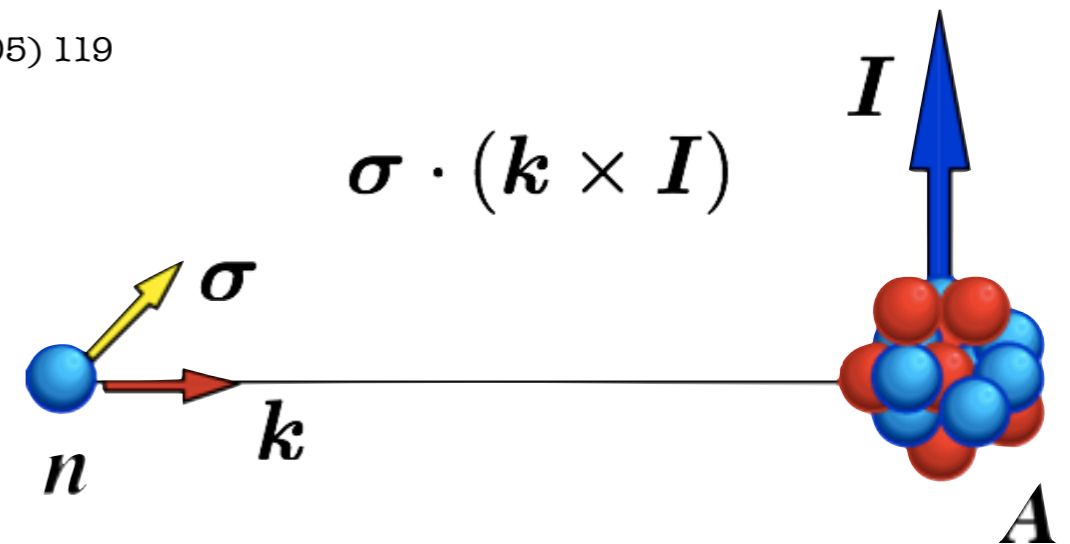
T-odd correlation in compound nuclei

T-odd Correlation in Compound Nuclei



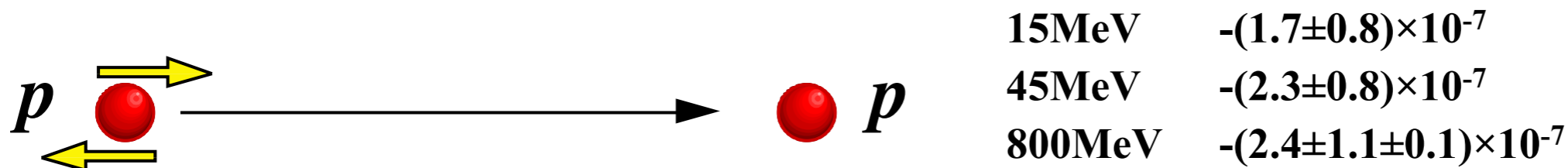
T-odd P-odd pion-nucleon coupling

Pospelov Ritz, Ann Phys 318 (05) 119

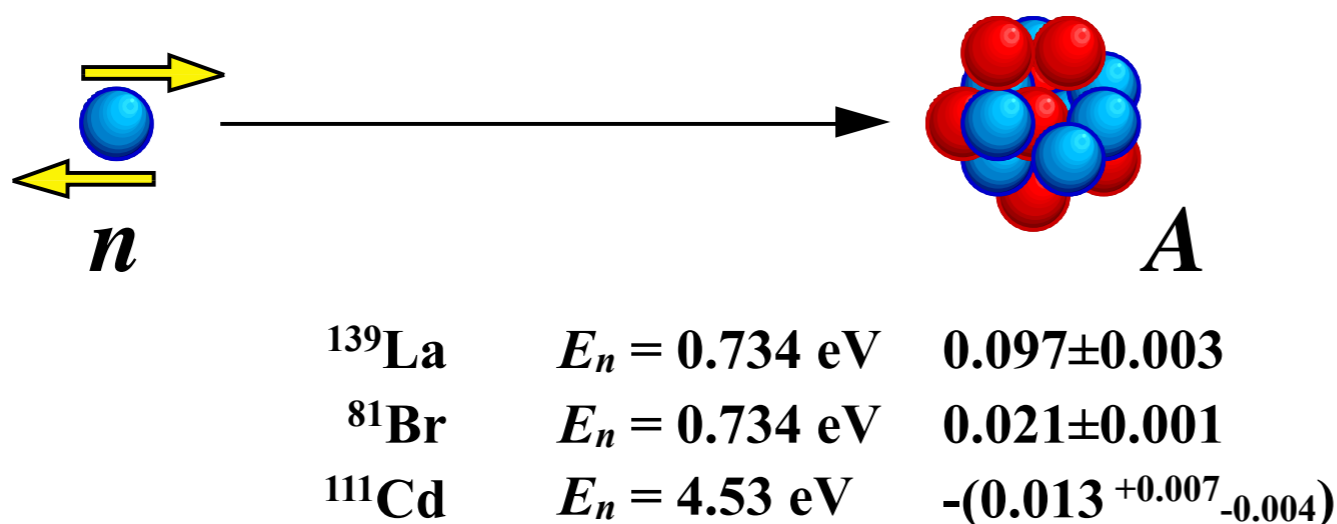


P-violation in compound nuclei

P-violation in nucleon



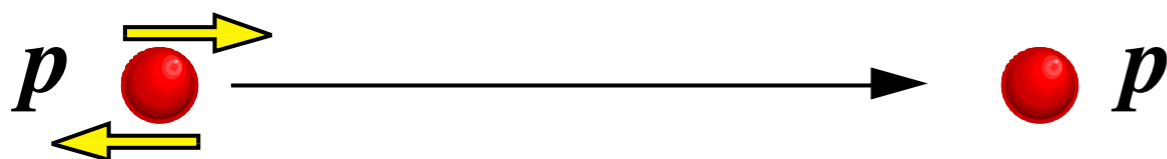
P-violation in neutron-nuclei reaction



P-violation is enhanced in p-wave resonance of compound nuclei


P-violation in compound nuclei

P-violation in nucleon

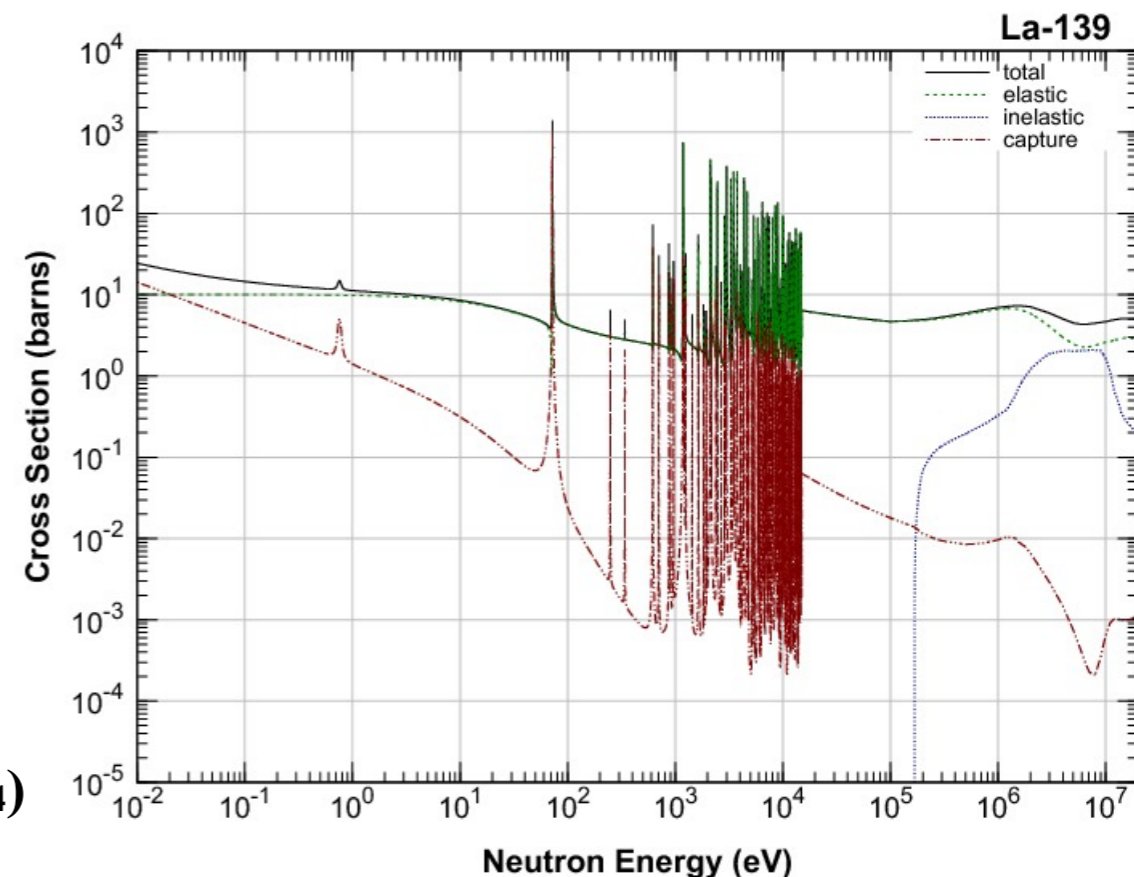


15MeV	$-(1.7 \pm 0.8) \times 10^{-7}$
45MeV	$-(2.3 \pm 0.8) \times 10^{-7}$
800MeV	$-(2.4 \pm 1.1 \pm 0.1) \times 10^{-7}$

P-violation in neutron-nuclei reaction



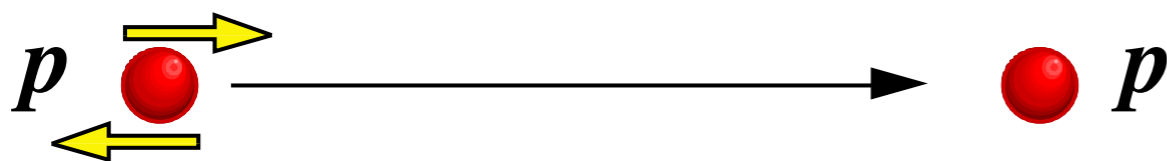
^{139}La	$E_n = 0.734 \text{ eV}$	0.097 ± 0.003
^{81}Br	$E_n = 0.734 \text{ eV}$	0.021 ± 0.001
^{111}Cd	$E_n = 4.53 \text{ eV}$	$-(0.013^{+0.007}_{-0.004})$



P-violation is enhanced in p-wave resonance of compound nuclei


P-violation in compound nuclei

P-violation in nucleon

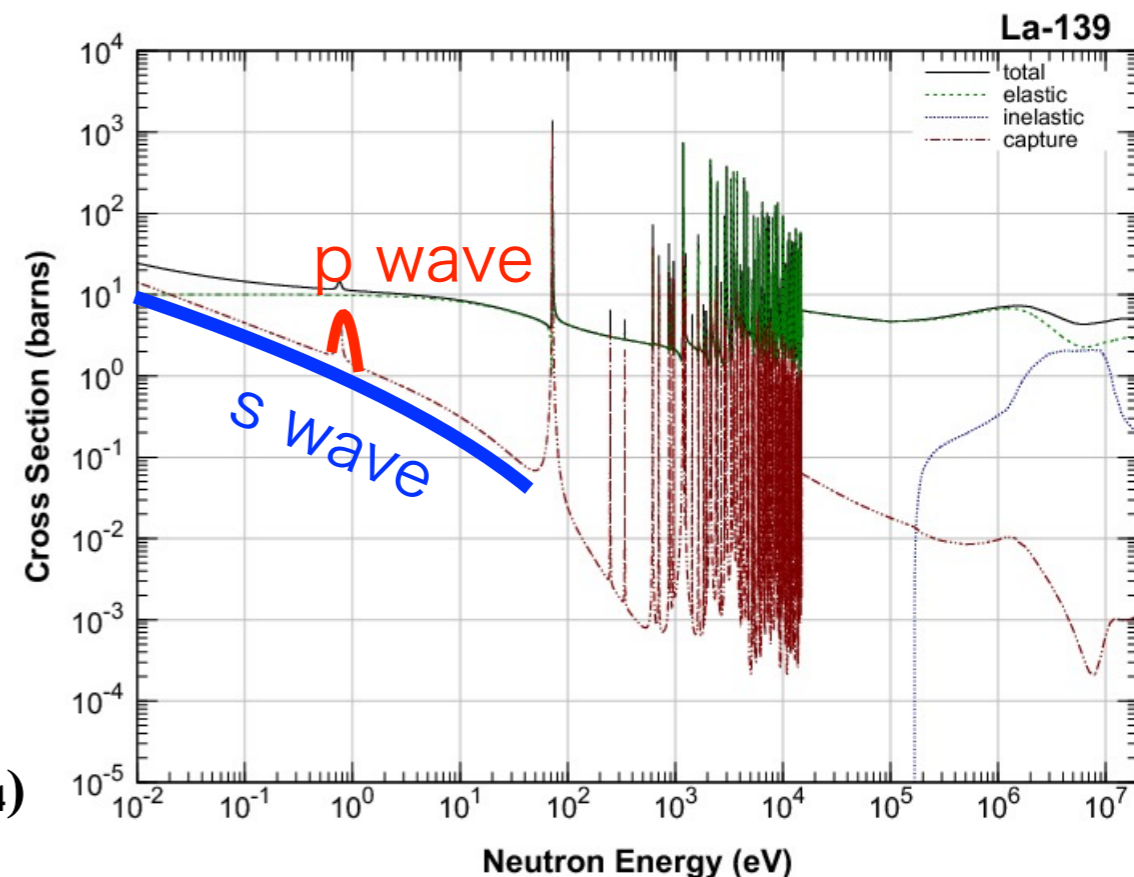


15MeV	$-(1.7 \pm 0.8) \times 10^{-7}$
45MeV	$-(2.3 \pm 0.8) \times 10^{-7}$
800MeV	$-(2.4 \pm 1.1 \pm 0.1) \times 10^{-7}$

P-violation in neutron-nuclei reaction



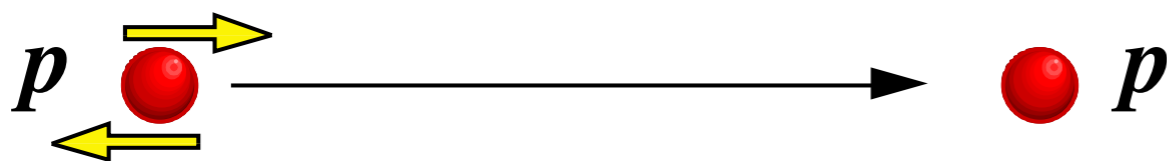
^{139}La	$E_n = 0.734 \text{ eV}$	0.097 ± 0.003
^{81}Br	$E_n = 0.734 \text{ eV}$	0.021 ± 0.001
^{111}Cd	$E_n = 4.53 \text{ eV}$	$-(0.013^{+0.007}_{-0.004})$



P-violation is enhanced in p-wave resonance of compound nuclei


P-violation in compound nuclei

P-violation in nucleon

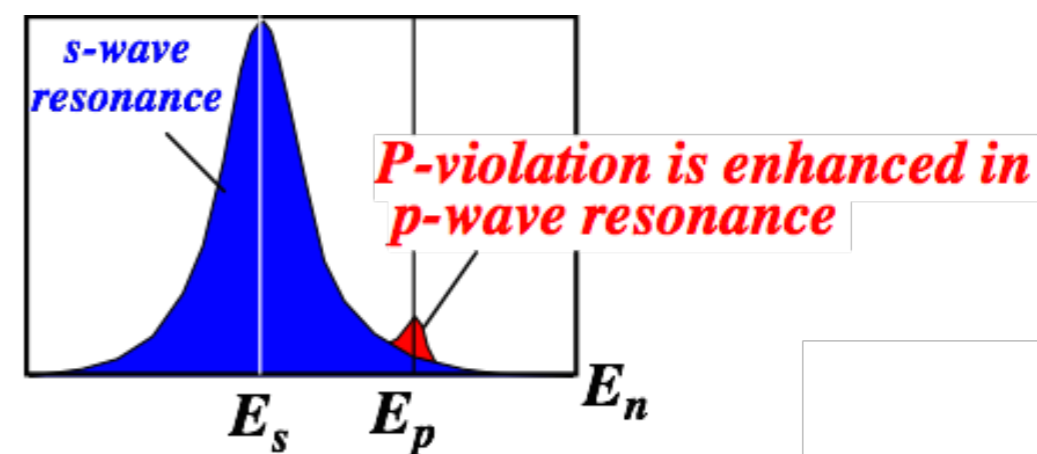


15MeV	$-(1.7 \pm 0.8) \times 10^{-7}$
45MeV	$-(2.3 \pm 0.8) \times 10^{-7}$
800MeV	$-(2.4 \pm 1.1 \pm 0.1) \times 10^{-7}$

P-violation in neutron-nuclei reaction

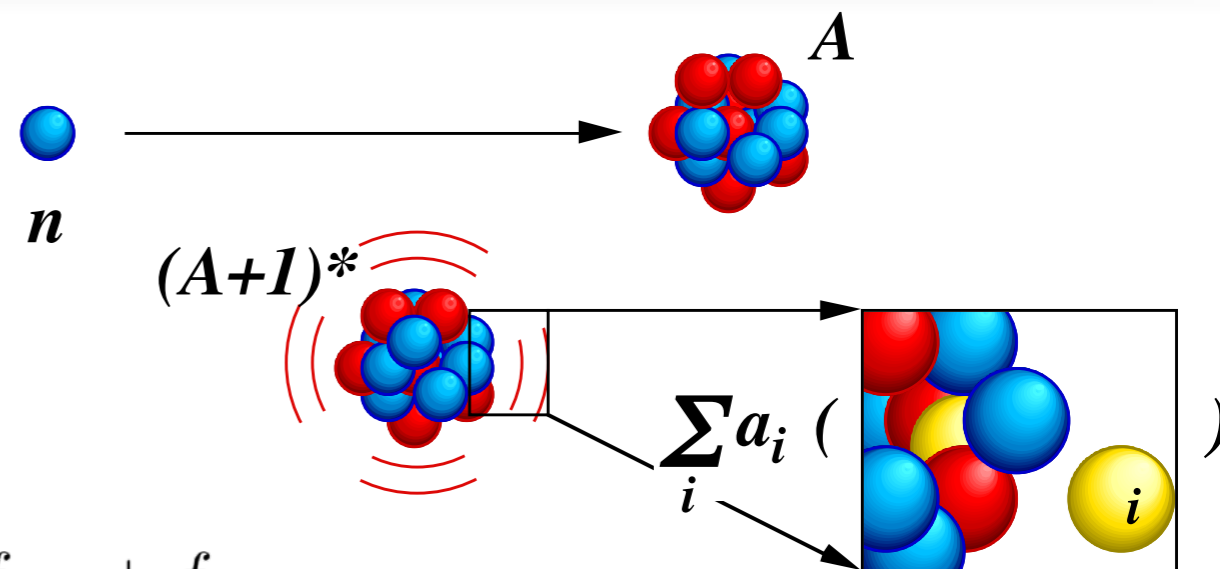
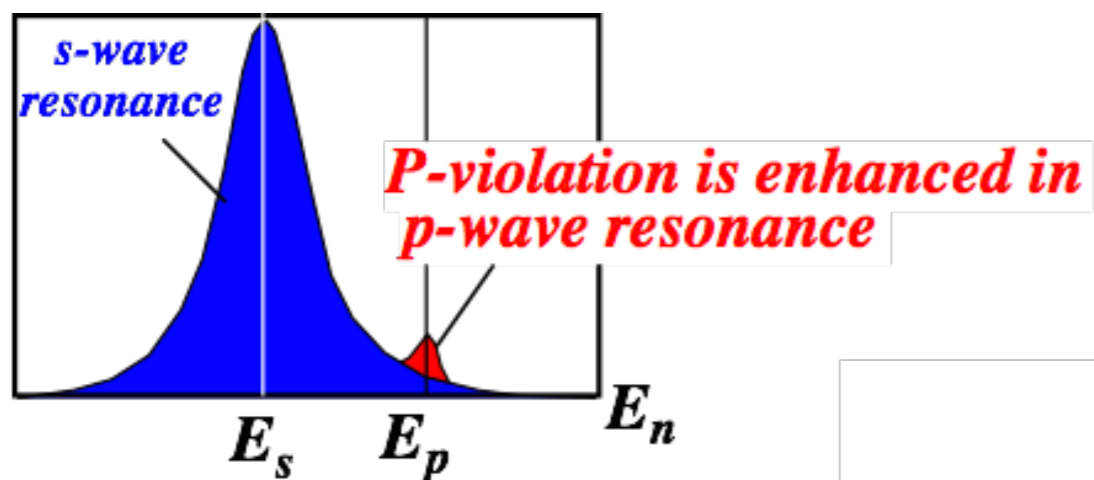


^{139}La	$E_n = 0.734 \text{ eV}$	0.097 ± 0.003
^{81}Br	$E_n = 0.734 \text{ eV}$	0.021 ± 0.001
^{111}Cd	$E_n = 4.53 \text{ eV}$	$-(0.013^{+0.007}_{-0.004})$



2% of p-wave total cross section

P-violation is enhanced in p-wave resonance of compound nuclei



$$f = f_{PC} + f_{PNC}$$

$$\Rightarrow |f|^2 = |f_{PC}|^2 + 2\text{Re} f_{PC} f_{PNC} + |f_{PNC}|^2$$

$$\alpha = \frac{2\text{Re} f_{PC} f_{PNC}}{|f_{PC}|^2} \sim 2 \frac{|f_{PNC}|}{|f_{PC}|}$$

$$\mathbf{J} = \mathbf{I} + \mathbf{j} \quad \mathbf{j} = \mathbf{l} + \mathbf{s}$$

Resonance spin target spin neutron total angular momentum

$l = 0$ **s-wave resonance** S \lrcorner

$1/kR \sim 10^{-3}$

interference
 J is good quantum number

$l = 1$ **p-wave resonance**

$j = 1/2$ $P_{1/2}$ \lrcorner

$j = 3/2$ $P_{3/2}$

Dynamic Enhancement **Structural Enhancement**

$$\xrightarrow{E = E_p} \frac{2W}{|E_p - E_s|} \sqrt{\frac{\Gamma_s^n}{\Gamma_p^n}}$$

$10^2 - 10^3$ $\sim 10^3$

Gudkov, Phys. Rep. 212 (1992) 77.

T-violation is also enhanced?

$$\Delta\sigma_{\text{CP}} = \kappa(J) \frac{w}{v} \Delta\sigma_{\text{P}}$$

T-violation

$$\frac{g_{\text{CP}}/g_{\text{P}}}{10^{-3}} \quad \frac{\text{P-violation}}{10^{-2} \sigma_{\text{tot}}}$$



Estimation in effective field theory

Y.-H.Song et al., Phys. Rev. C83 (2011) 065503

$$|\Delta\sigma_{\text{T}}^{nA}| \leq 10^6 \times \kappa(J) \left[\bar{g}_{\pi}^{(0)} + 0.26\bar{g}_{\pi}^{(1)} - 0.0012\bar{g}_{\eta}^{(0)} + 0.0034\bar{g}_{\eta}^{(1)} - 0.0071\bar{g}_{\rho}^{(0)} + 0.0035\bar{g}_{\rho}^{(1)} + 0.0019\bar{g}_{\omega}^{(0)} - 0.00063\bar{g}_{\omega}^{(1)} \right]$$

$$\simeq 10^5 [\text{b}] \times \boxed{\kappa(J)} \times \boxed{\bar{g}_{\pi}^{(0)}}$$

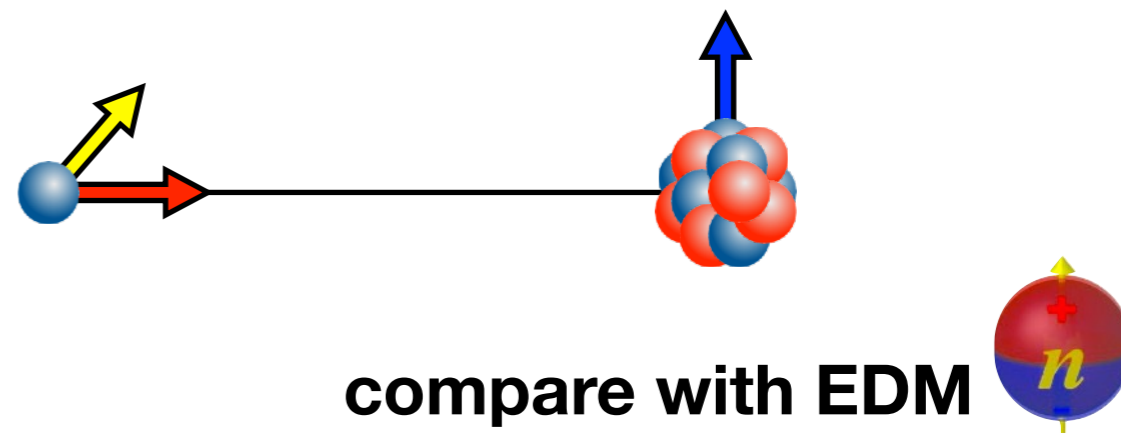
Gudkov, Phys. Rep. 212 (1992) 77.

T-violation is also enhanced?

$$\Delta\sigma_{\text{CP}} = \kappa(J) \frac{\omega}{v} \Delta\sigma_{\text{P}}$$

T-violation

$$\frac{g_{\text{CP}}/g_{\text{P}}}{10^{-3}} \quad \frac{\text{P-violation}}{10^{-2} \sigma_{\text{tot}}}$$



compare with EDM

$$d_n = \frac{e}{m_N} \frac{g_\pi (\bar{g}_\pi^{(0)} - \bar{g}_\pi^{(2)})}{4\pi^2} \ln \frac{m_N}{m_\pi}$$

$$\simeq 0.14 (\bar{g}_\pi^{(0)} - \bar{g}_\pi^{(2)})$$

from upper limit of EDM

$$|d_n| < 2.9 \times 10^{-26} \text{ e cm}$$

$$\rightarrow \bar{g}_\pi^{(0)} < 2.5 \times 10^{-10}$$

Estimation in effective field theory

Y.-H.Song et al., Phys. Rev. C83 (2011) 065503

$$|\Delta\sigma_{\text{T}}^{nA}| \leq 10^6 \times \kappa(J) \left[\bar{g}_\pi^{(0)} + 0.26\bar{g}_\pi^{(1)} - 0.0012\bar{g}_\eta^{(0)} + 0.0034\bar{g}_\eta^{(1)} \right. \\ \left. - 0.0071\bar{g}_\rho^{(0)} + 0.0035\bar{g}_\rho^{(1)} + 0.0019\bar{g}_\omega^{(0)} - 0.00063\bar{g}_\omega^{(1)} \right]$$

$$\simeq 10^5 [\text{b}] \times \kappa(J) \times \bar{g}_\pi^{(0)}$$

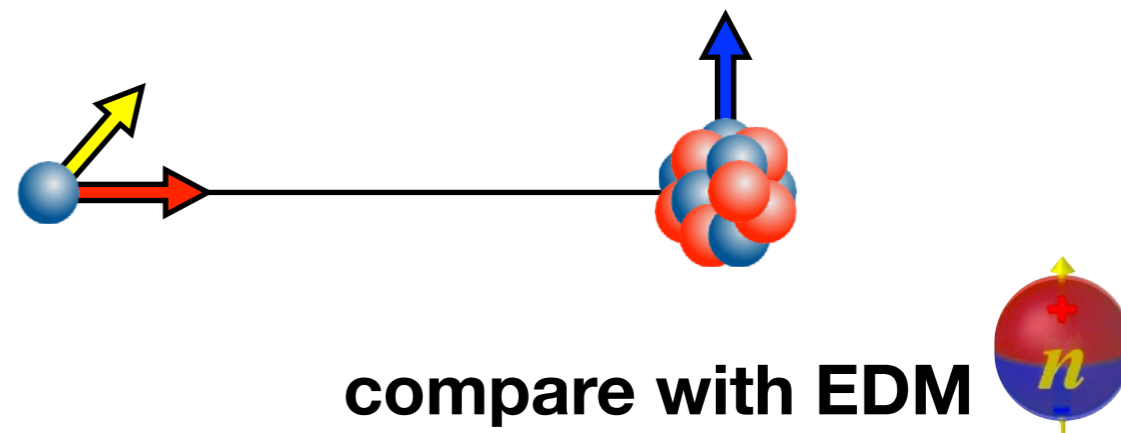
Gudkov, Phys. Rep. 212 (1992) 77.

T-violation is also enhanced?

$$\Delta\sigma_{\text{CP}} = \kappa(J) \frac{w}{v} \Delta\sigma_{\text{P}}$$

T-violation

$$\frac{g_{\text{CP}}/g_{\text{P}}}{10^{-3}} \quad \frac{\text{P-violation}}{10^{-2} \sigma_{\text{tot}}}$$



compare with EDM

$$d_n = \frac{e}{m_N} \frac{g_\pi (\bar{g}_\pi^{(0)} - \bar{g}_\pi^{(2)})}{4\pi^2} \ln \frac{m_N}{m_\pi}$$

$$\simeq 0.14 (\bar{g}_\pi^{(0)} - \bar{g}_\pi^{(2)})$$

from upper limit of EDM

$$|d_n| < 2.9 \times 10^{-26} \text{ e cm}$$

$$\rightarrow \bar{g}_\pi^{(0)} < 2.5 \times 10^{-10}$$

Estimation in effective field theory

Y.-H.Song et al., Phys. Rev. C83 (2011) 065503

$$|\Delta\sigma_{\text{T}}^{nA}| \leq 10^6 \times \kappa(J) \left[\bar{g}_\pi^{(0)} + 0.26\bar{g}_\pi^{(1)} - 0.0012\bar{g}_\eta^{(0)} + 0.0034\bar{g}_\eta^{(1)} \right. \\ \left. - 0.0071\bar{g}_\rho^{(0)} + 0.0035\bar{g}_\rho^{(1)} + 0.0019\bar{g}_\omega^{(0)} - 0.00063\bar{g}_\omega^{(1)} \right]$$

$$\simeq 10^5 [\text{b}] \times \kappa(J) \times \bar{g}_\pi^{(0)}$$

$$|\Delta\sigma_{\text{T}}^{nA}| < 2.5 \times 10^{-4} [\text{b}] \times \kappa(J)$$

More sensitive measurement with $0.25[\text{mb}] \times \kappa(J)$

T-violation in compound nuclei

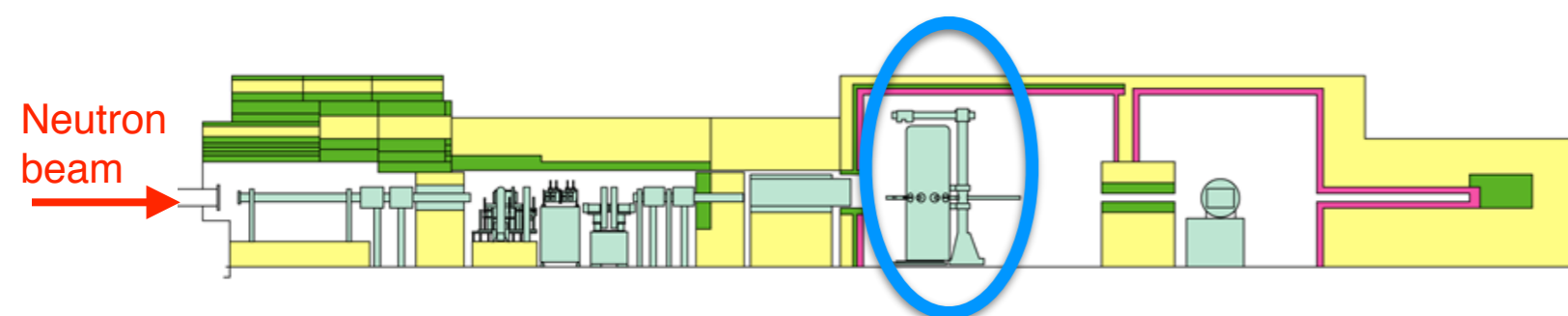
(n, γ) reaction measurement at J-PARC BL04 ANNRI

$$\frac{d\sigma}{d\Omega} = \frac{1}{2} \left(a_0 + a_1 \mathbf{k}_n \cdot \mathbf{k}_\gamma + a_3 \left((\mathbf{k}_n \cdot \mathbf{k})^2 - \frac{1}{3} \right) \right)$$

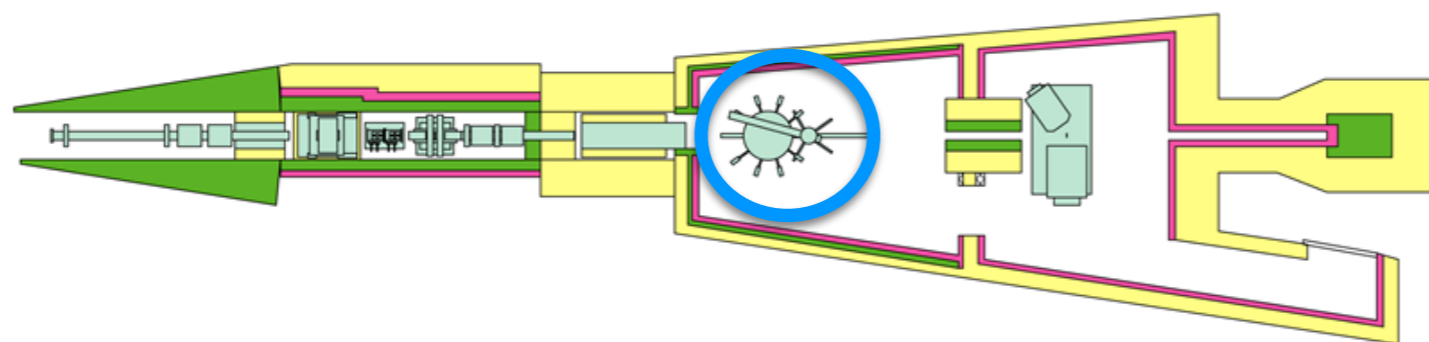
$$a_1 \equiv a_{1x} \cos \phi + a_{1y} \sin \phi$$

$$a_3 \equiv a_{3xy} \cos \phi \sin \phi + a_{3yy} \sin^2 \phi$$

Single unknown parameter $\kappa(J)$ can be estimated by observing the shape of p-wave resonance peak.



14 Ge (+BGO) Detectors, $\theta = 70, 90, 110$ deg.



Sample Materials : ^{nat}La , $\text{La}^{nat}\text{Br}_3$, ^{nat}In

Intensity : $\sim 3 \times 10^5$ n/cm²/s : 0.9 eV < En < 1.1eV @300kW



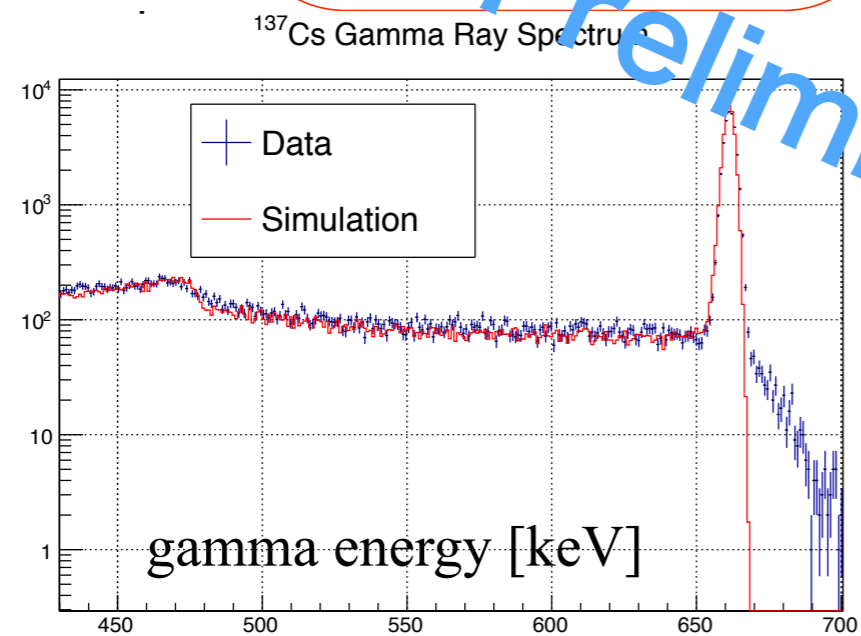
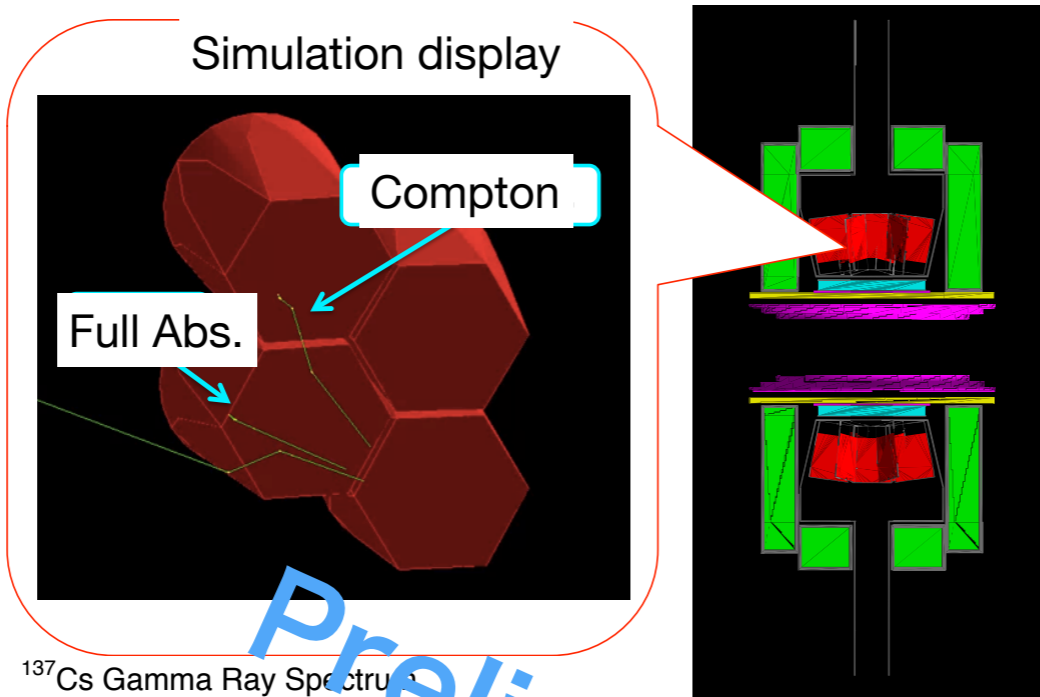
T-violation in compound nuclei

(n, γ) reaction measurement at J-PARC BL04 ANNRI

$$\frac{d\sigma}{d\Omega} = \frac{1}{2} \left(a_0 + a_1 \mathbf{k}_n \cdot \mathbf{k}_\gamma + a_3 \left((\mathbf{k}_n \cdot \mathbf{k})^2 - \frac{1}{3} \right) \right)$$

$$a_1 \equiv a_{1x} \cos \phi + a_{1y} \sin \phi$$

$$a_3 \equiv a_{3xy} \cos \phi \sin \phi + a_{3yy} \sin^2 \phi$$



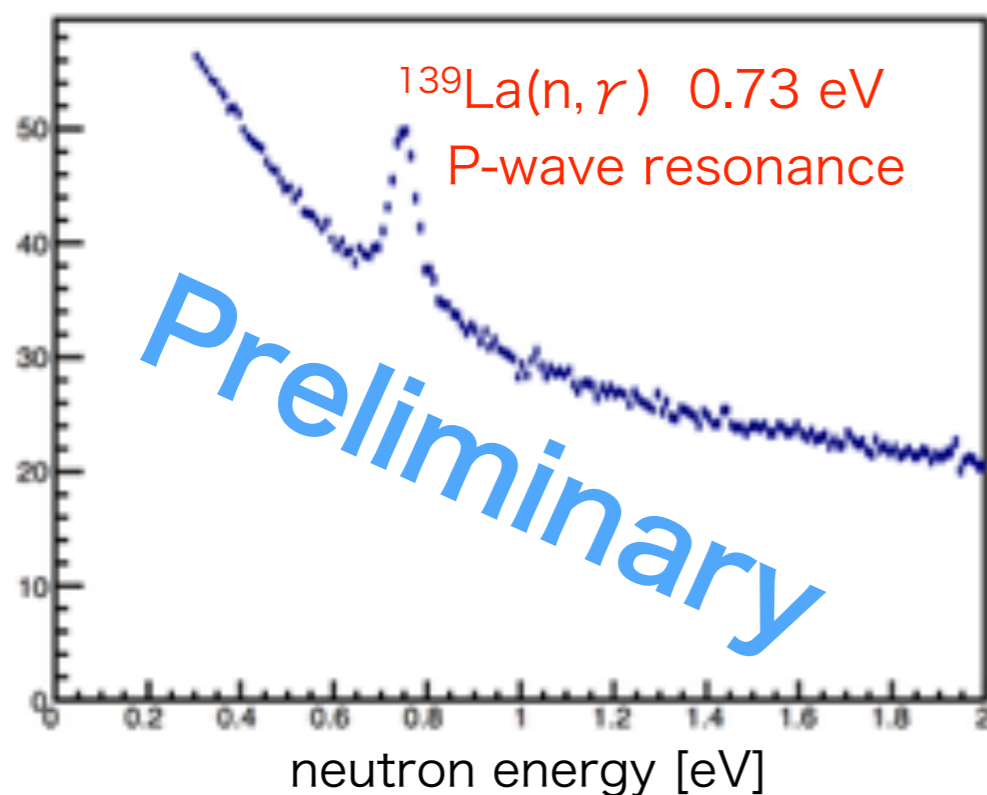
T-violation in compound nuclei

(n, γ) reaction measurement at J-PARC BL04 ANNRI

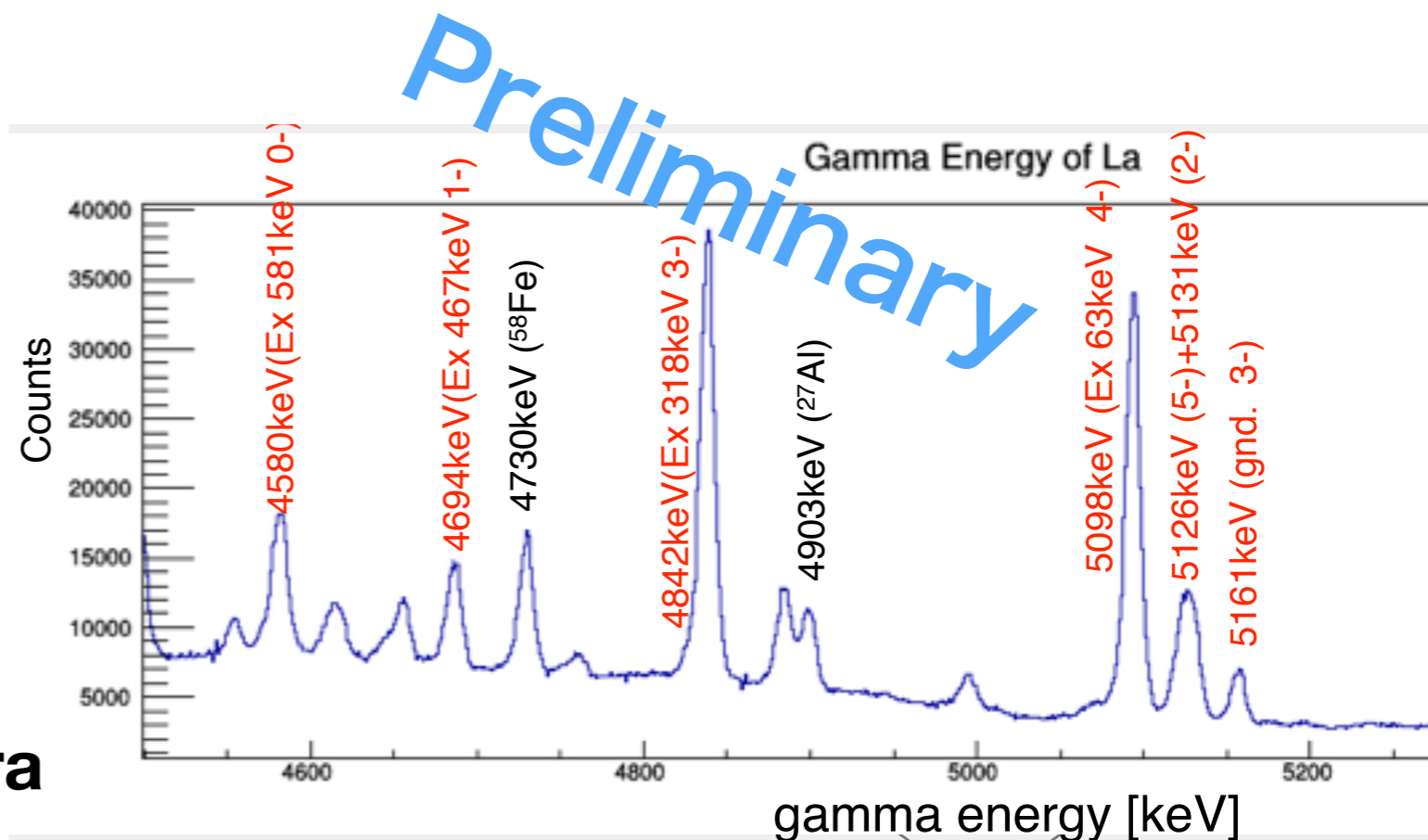
$$\frac{d\sigma}{d\Omega} = \frac{1}{2} \left(a_0 + a_1 \mathbf{k}_n \cdot \mathbf{k}_\gamma + a_3 \left((\mathbf{k}_n \cdot \mathbf{k})^2 - \frac{1}{3} \right) \right)$$

$$a_1 \equiv a_{1x} \cos \phi + a_{1y} \sin \phi$$

$$a_3 \equiv a_{3xy} \cos \phi \sin \phi + a_{3yy} \sin^2 \phi$$



Analysis is on going ...



More detail
-> Poster 14, Takuya Okudaira

T-odd Correlation in Compound Nuclei

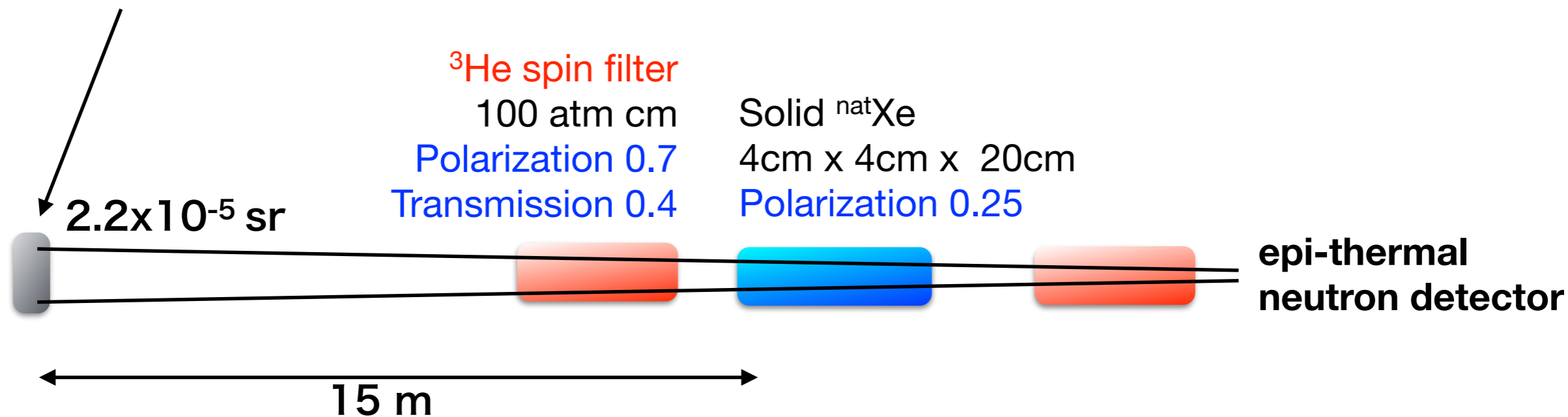
Experimental plan

p-wave resonance $E_n = 3.2 \text{ eV}$

$\Gamma_n = 0.1 \text{ eV}$

J-PARC BL07 (Poisoned Moderator)

$10^{11} \text{ n cm}^{-2} \text{ s}^{-1} \text{ sr}^{-1} \text{ eV}^{-1} \text{ MW}^{-1}$



$$\kappa(J) = 1$$

$$\frac{w}{v} = \frac{g_{\text{CP}}}{g_{\text{P}}} = 10^{-3}$$

T-odd Correlation in Compound Nuclei

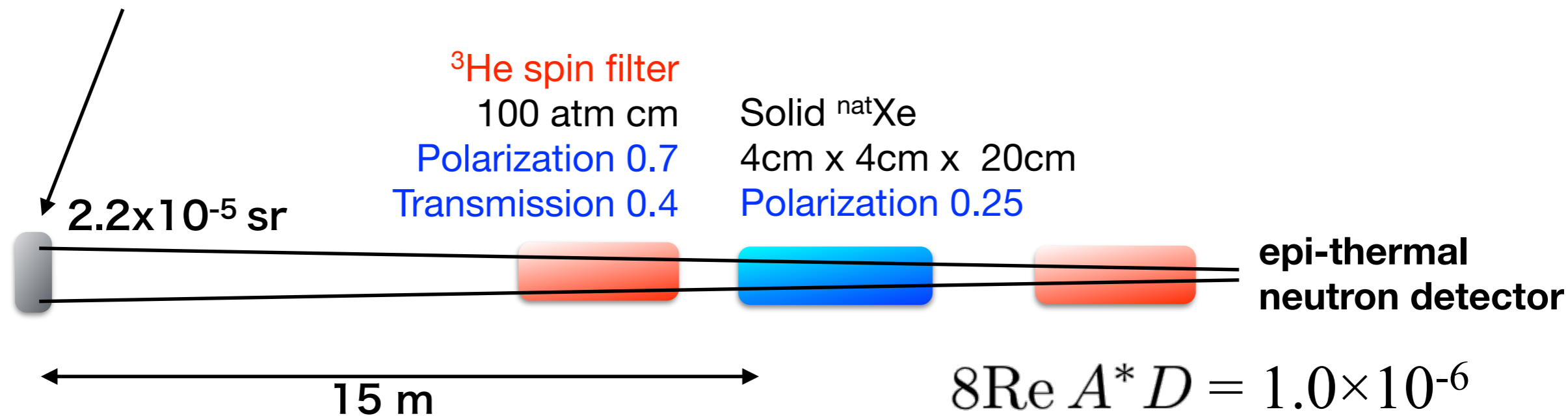
Experimental plan

p-wave resonance $E_n = 3.2 \text{ eV}$

$\Gamma_n = 0.1 \text{ eV}$

J-PARC BL07 (Poisoned Moderator)

$10^{11} \text{ n cm}^{-2} \text{ s}^{-1} \text{ sr}^{-1} \text{ eV}^{-1} \text{ MW}^{-1}$



$$\kappa(J) = 1$$

$$\frac{w}{v} = \frac{g_{\text{CP}}}{g_{\text{P}}} = 10^{-3}$$

T-odd Correlation in Compound Nuclei

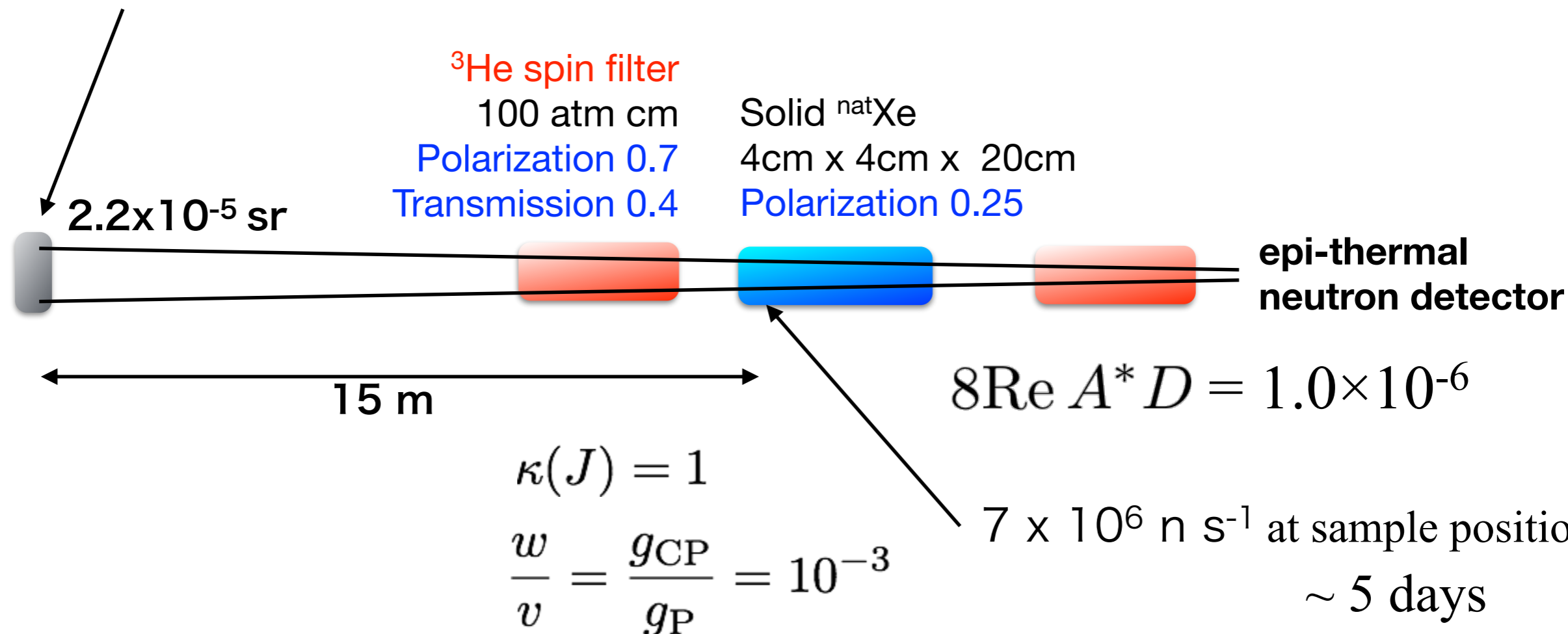
Experimental plan

J-PARC BL07 (Poisoned Moderator)

p-wave resonance $E_n = 3.2 \text{ eV}$

$\Gamma_n = 0.1 \text{ eV}$

$10^{11} \text{ n cm}^{-2} \text{ s}^{-1} \text{ sr}^{-1} \text{ eV}^{-1} \text{ MW}^{-1}$



T-odd Correlation in Compound Nuclei

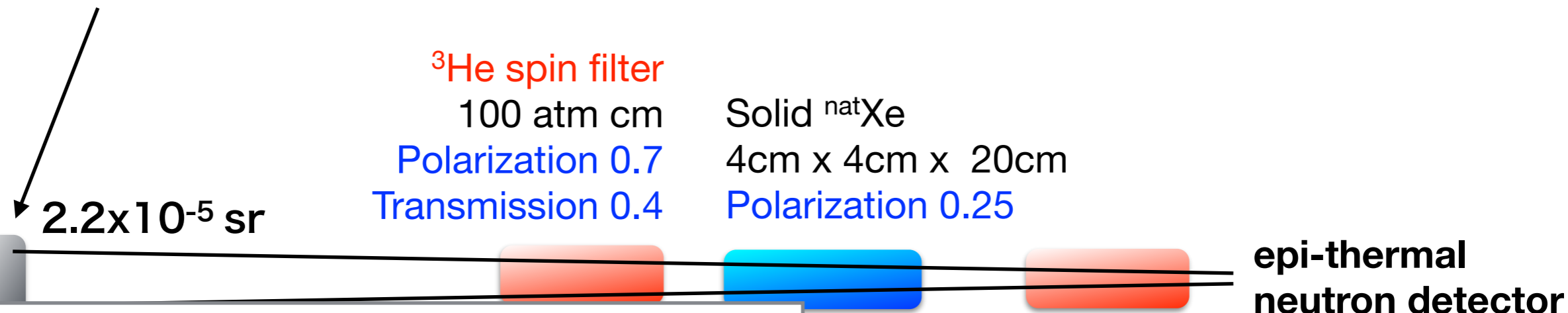
Experimental plan

J-PARC BL07 (Poisoned Moderator)



p-wave resonance $E_n = 3.2 \text{ eV}$

$\Gamma_n = 0.1 \text{ eV}$

$10^{11} \text{ n cm}^{-2} \text{ s}^{-1} \text{ sr}^{-1} \text{ eV}^{-1} \text{ MW}^{-1}$



SEOP ^3He spin filter is available



^3He cell



$$8\text{Re } A^* D = 1.0 \times 10^{-6}$$

$7 \times 10^6 \text{ n s}^{-1}$ at sample position
 $\sim 5 \text{ days}$

T-odd Correlation in Compound Nuclei

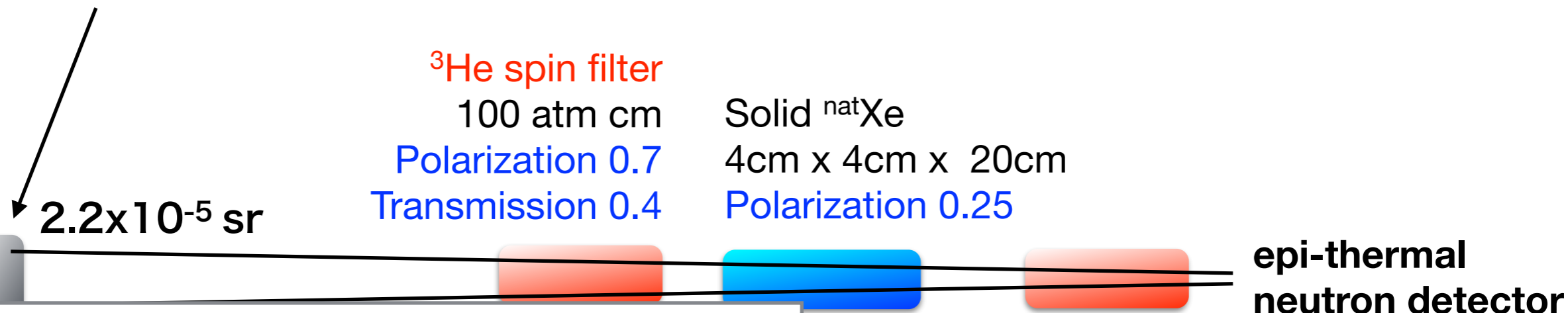
Experimental plan

J-PARC BL07 (Poisoned Moderator)



p-wave resonance $E_n = 3.2 \text{ eV}$

$\Gamma_n = 0.1 \text{ eV}$

$10^{11} \text{ n cm}^{-2} \text{ s}^{-1} \text{ sr}^{-1} \text{ eV}^{-1} \text{ MW}^{-1}$



SEOP ^3He spin filter is available



^3He cell



Polarized Target

Solid Polarized Xe with laser
developed for nEDM co-magnetometer

T-odd Correlation in Compound Nuclei

Experimental plan

p-wave resonance $E_n = 3.2 \text{ eV}$

$\Gamma_n = 0.1 \text{ eV}$

J-PARC BL07 (Poisoned Moderator)

$2.2 \times 10^{-5} \text{ sr}$

³He spin filter
100 atm cm
Polarization 0.7
Transmission 0.4


Solid
4cm
Polarization 0.25

Epi-thermal neutron Detector


¹⁰B doped liquid scintillator

epi-thermal
neutron detector

SEOP ³He spin filter is available



coil
in mu-metal shield



³He cell



Polarized Target

Solid Polarized Xe with laser
developed for nEDM co-magnetometer

Experimental plan

p-wave resonance $E_n = 3.2 \text{ eV}$

$\Gamma_n = 0.1 \text{ eV}$

J-P Epi-thermal neutron Optics

epi-thermal neutron transport optics,
spin control, . . .

Epi-thermal neutron Detector

^{10}B doped liquid scintillator


$2.2 \times 10^{-5} \text{ sr}$

Transmission 0.4


Polarization 0.25

epi-thermal
neutron detector

SEOP ^3He spin filter is available



coil
in mu-metal shield



^3He cell



Polarized Target

Solid Polarized Xe with laser
developed for nEDM co-magnetometer

Experimental plan

p-wave resonance $E_n = 3.2 \text{ eV}$

$\Gamma_n = 0.1 \text{ eV}$

J-P Epi-thermal neutron Optics

epi-thermal neutron transport optics,
spin control, . . .

Epi-thermal neutron Detector

^{10}B doped liquid scintillator


$2.2 \times 10^{-5} \text{ sr}$

Transmission 0.4


Polarization 0.25

epi-thermal
neutron detector

SEOP ^3He spin filter is available



coil
in mu-metal shield



^3He cell

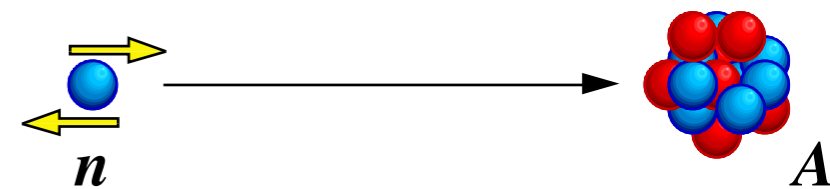


Polarized Target


Solid Polarized Xe with laser
developed for nEDM co-magnetometer

More detail
-> Poster 12, Tomoki Yamamoto

P-violation is enhanced to 10^6 with interference between partial wave functions of compound nuclei.

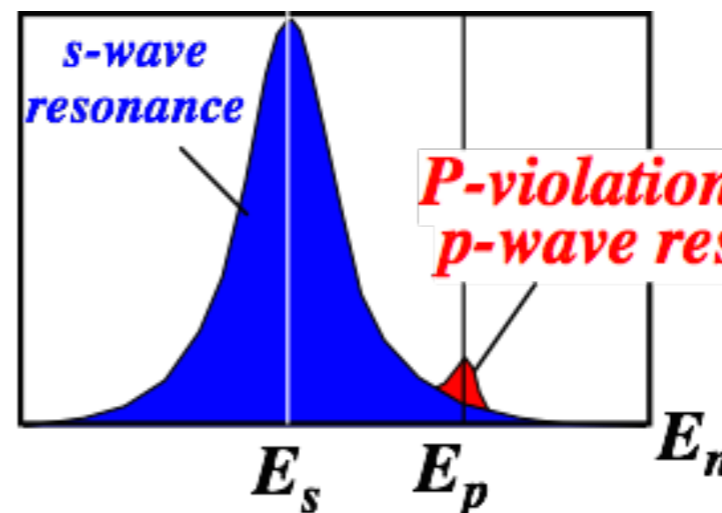


T-violation is also enhanced?



$$|\Delta\sigma_T^{nA}| < 2.5 \times 10^{-4} [\text{b}] \times \kappa(J)$$

can be measured at J-PARC.



← compare with EDM



Enhancement factor $\kappa(J)$ is estimated with measurement of (n, γ) reaction.

Feasibility studies are now going on at BL04 ANNRI in J-PARC.

More detail -> Poster 14, Takuya Okudaira

Poster 12, Tomoki Yamamoto

R&D for T-violation experiments has also started.

NOPTREX collaboration

Nagoya University

H.M.Shimizu, M.Kitaguchi, K.Hirota,
T.Okudaira, A.Okada, K.Nagamoto,
M.Yokohashi, T.Yamamoto,
T.Morishima, G.Ichikawa, Y.Kiyanagi

Kyushu University

T.Yoshioka, S.Takada, J.Koga

JAEA

K.Sakai, A.Kimura, H.Harada

Univ. British Columbia

T.Momose

Yamagata Univ.

T.Iwata, Y.Miyachi

RIKEN

N.Yamanaka, Y.Yamagata

KEK

T.Ino, S.Ishimoto, K.Taketani, K.Mishima

Kyoto Univ.

M.Hino

Indiana University

W.M.Snow, J.Curole

Univ. South Carolina

V.Gudkov

Oak Ridge National Lab.

J.D.Bowman, S.Penttila, X.Tong

Kentucky Univ.

B.Plaster, D.Schaper

Paul Scherrer Institut

P.Hautle

Southern Illinois University

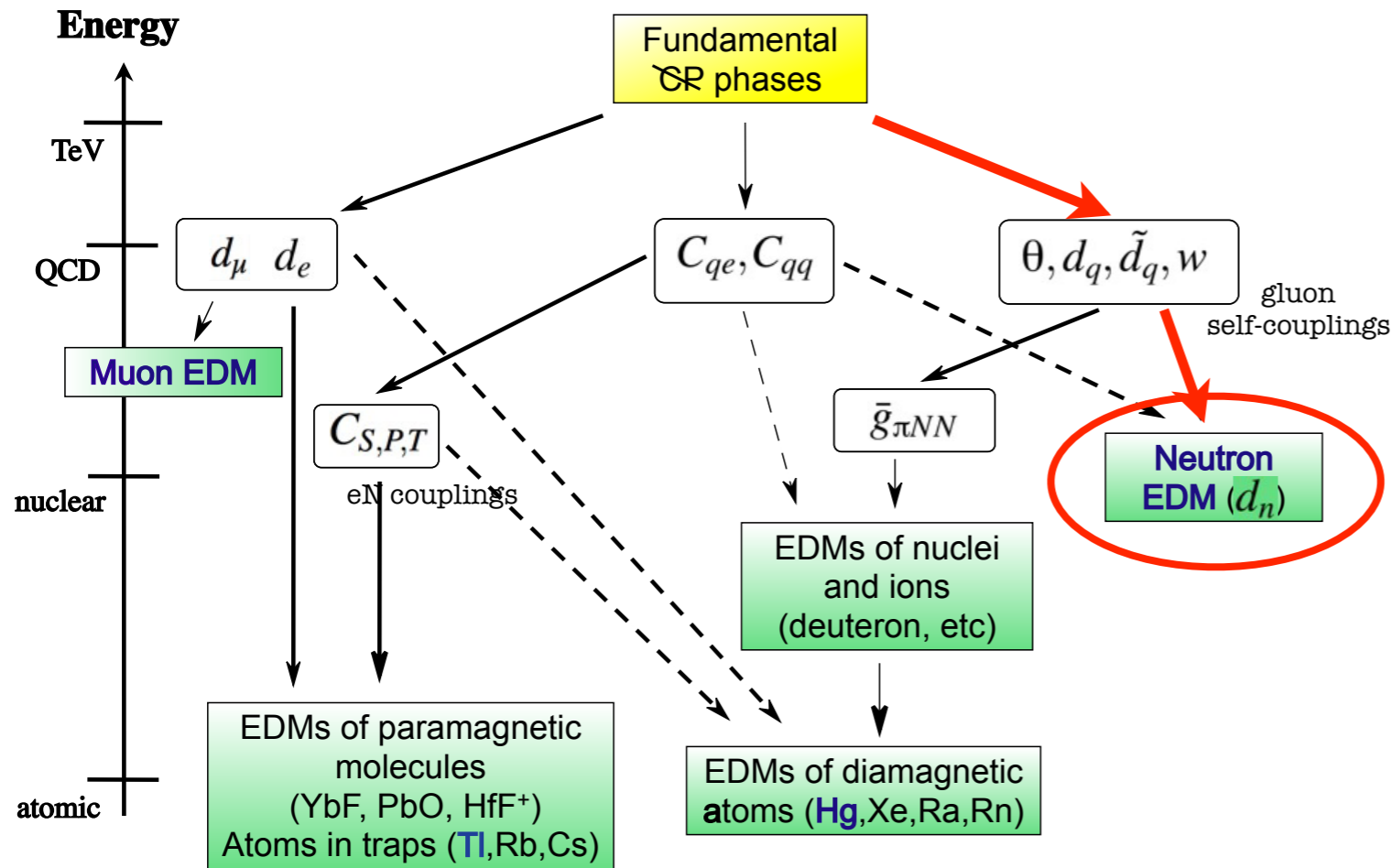
B.M.Goodson

Univ. California Berkeley

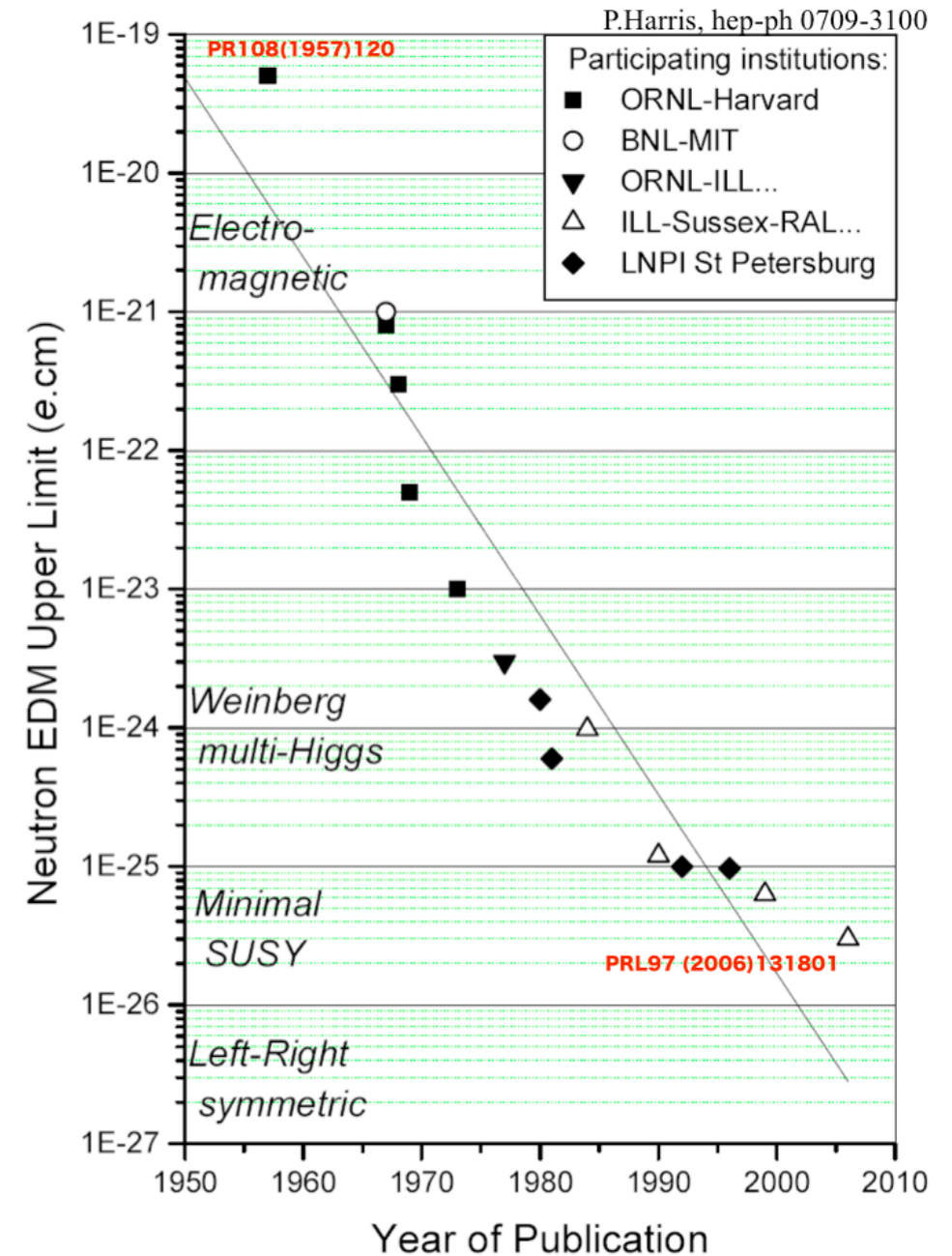
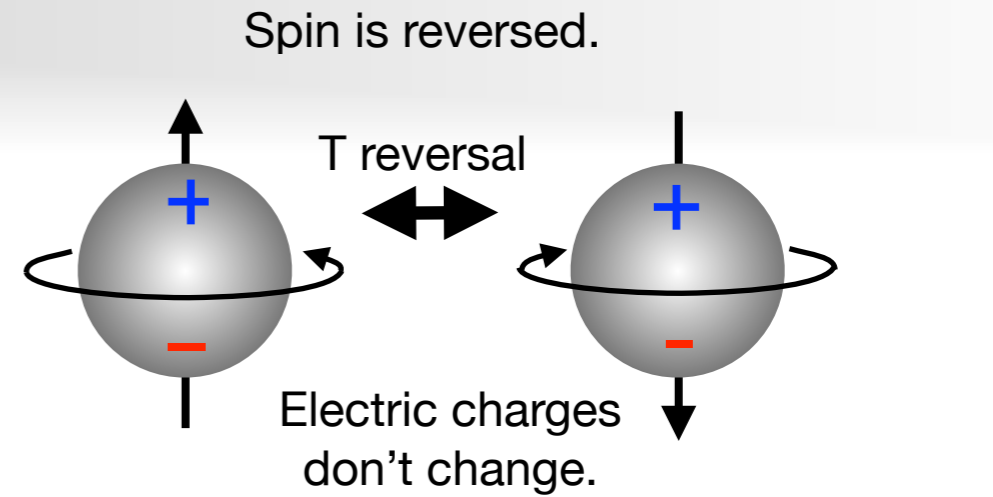
A.S.Tremsin

Neutron Electric Dipole Moment

Neutron EDM



Pospelov Ritz, Ann Phys 318 (05) 119



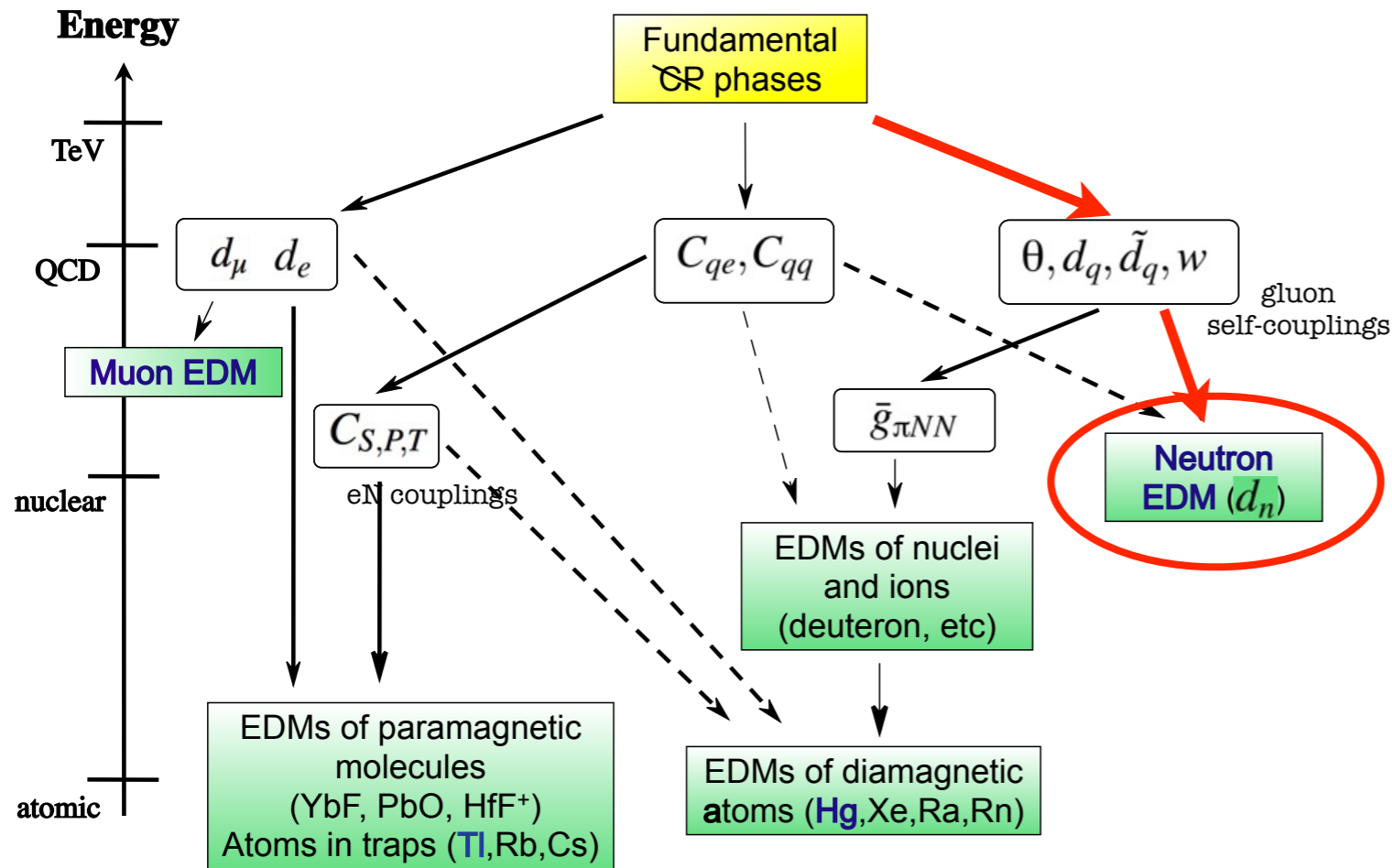
Present upper limit $|d_n| < 2.9 \times 10^{-26} e \text{ cm}$

is approaching to the predictions of some physics beyond the standard model of particle physics.

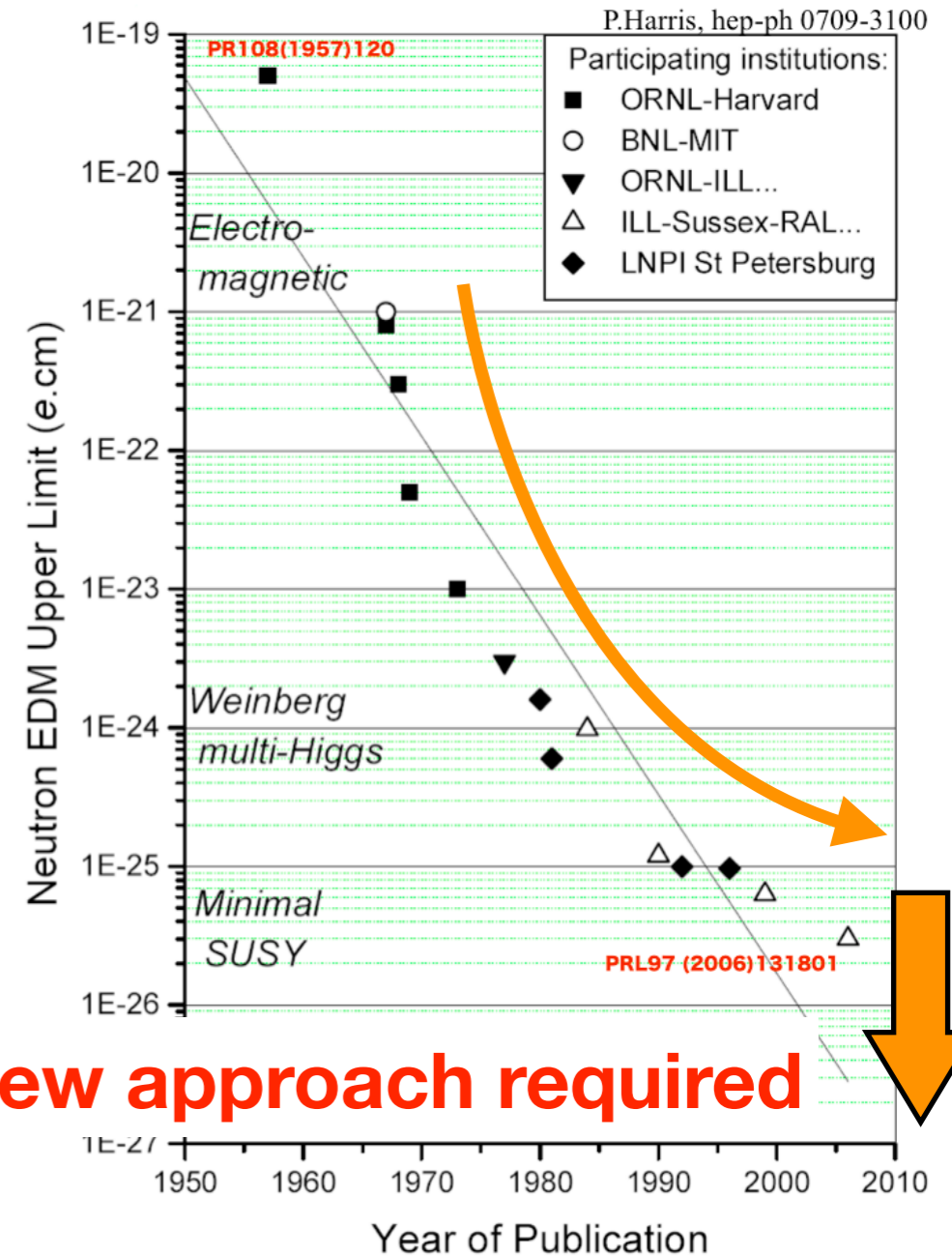
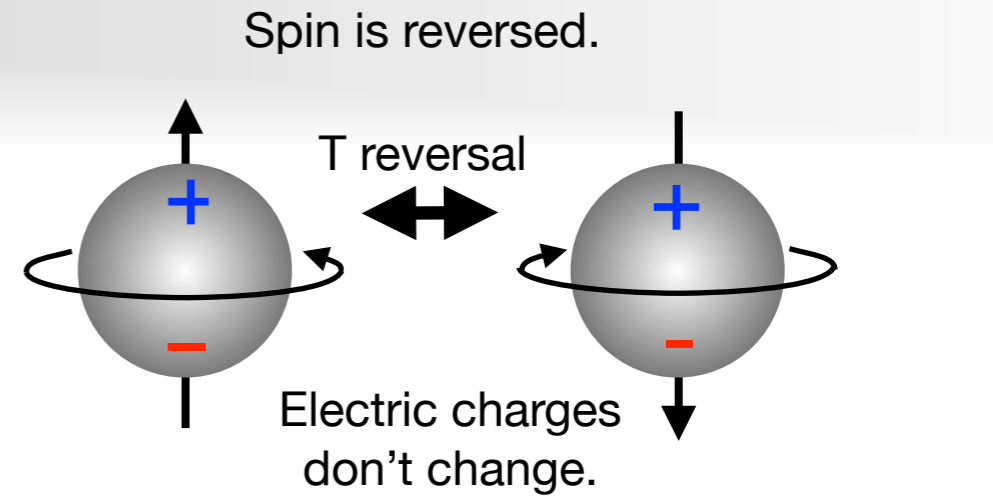
Standard Model : $|d_n| \sim 10^{-32} e \text{ cm}$

New Physics (SUSY ...): $|d_n| \sim 10^{-27} \sim -28 e \text{ cm}$

Neutron EDM



Pospelov Ritz, Ann Phys 318 (05) 119



Present upper limit

$$|d_n| < 2.9 \times 10^{-26} e \text{ cm}$$

is approaching to the predictions of some physics beyond the standard model of particle physics.

Standard Model : $|d_n| \sim 10^{-32} e \text{ cm}$

New Physics (SUSY ...): $|d_n| \sim 10^{-27} \sim -28 e \text{ cm}$

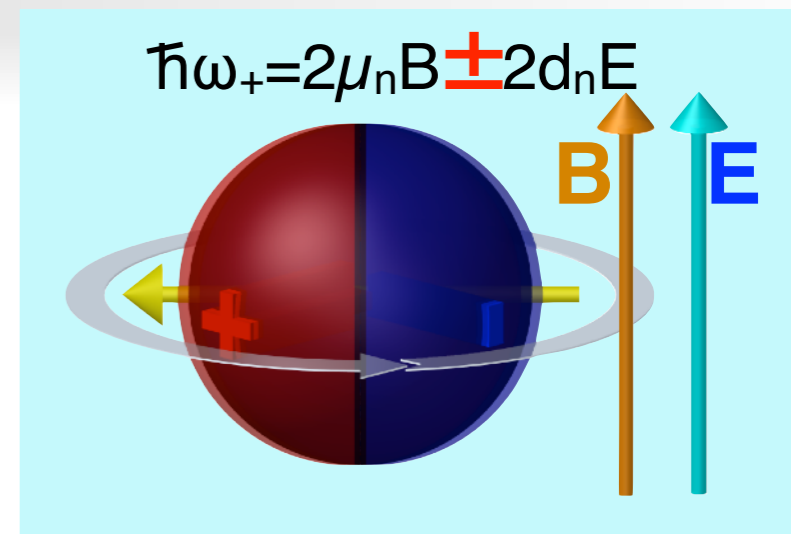
New approach required

Neutron EDM

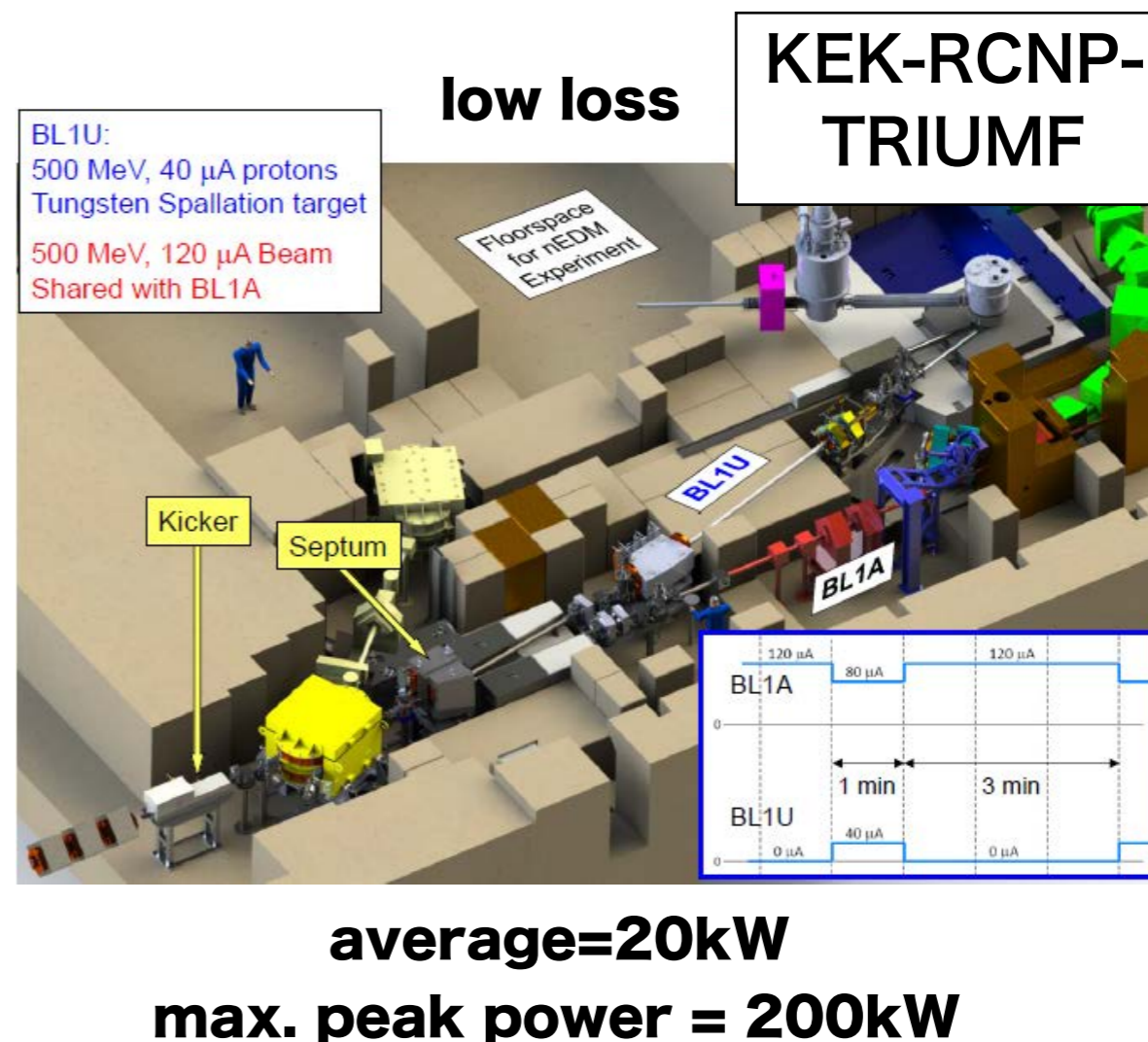
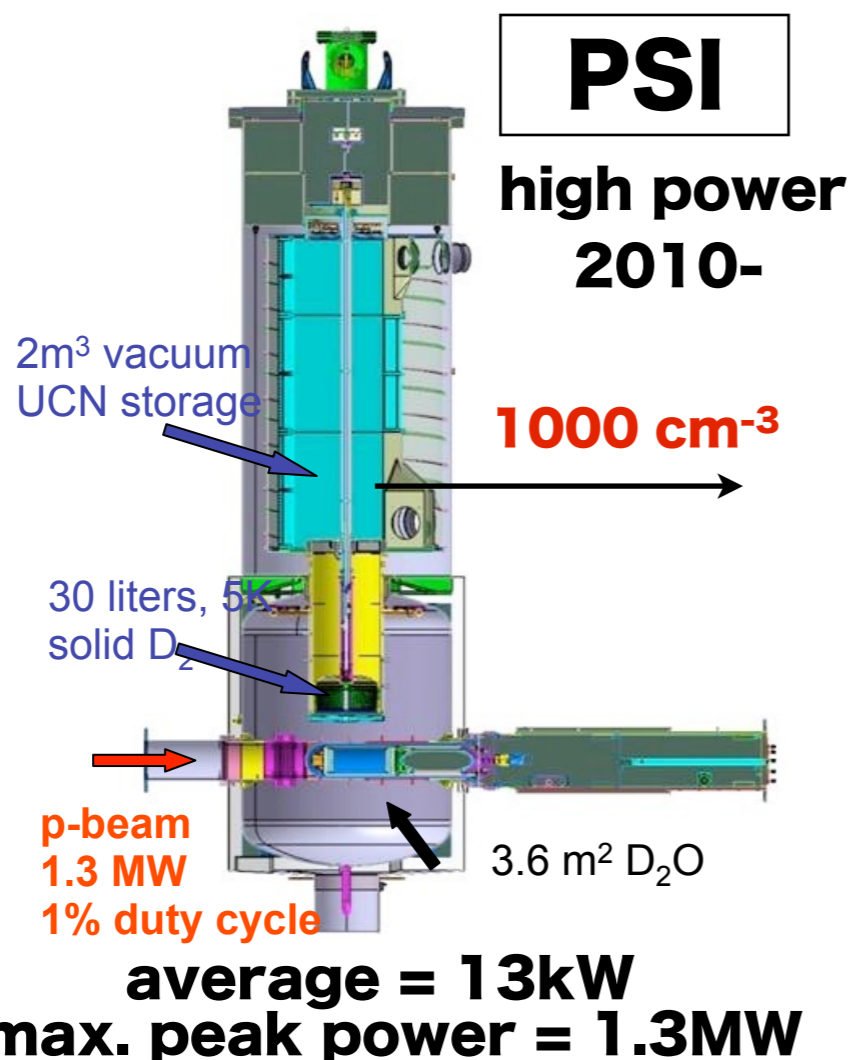
Dense UCNs

Precessions of **stored UCNs** are measured.

$$\frac{\omega_{\pm}}{2\pi} = \underbrace{3 \times 10^1 \frac{B}{1\mu T}}_{1\mu T} \pm \underbrace{5 \times 10^{-8} \frac{d_n}{10^{-26} e \cdot cm} \frac{E}{10kV/cm}}_{1fT \text{ equiv.}}$$



Use intense source

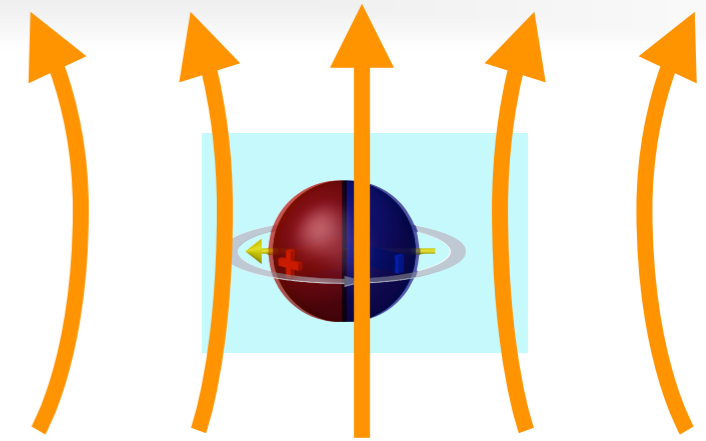


Neutron EDM

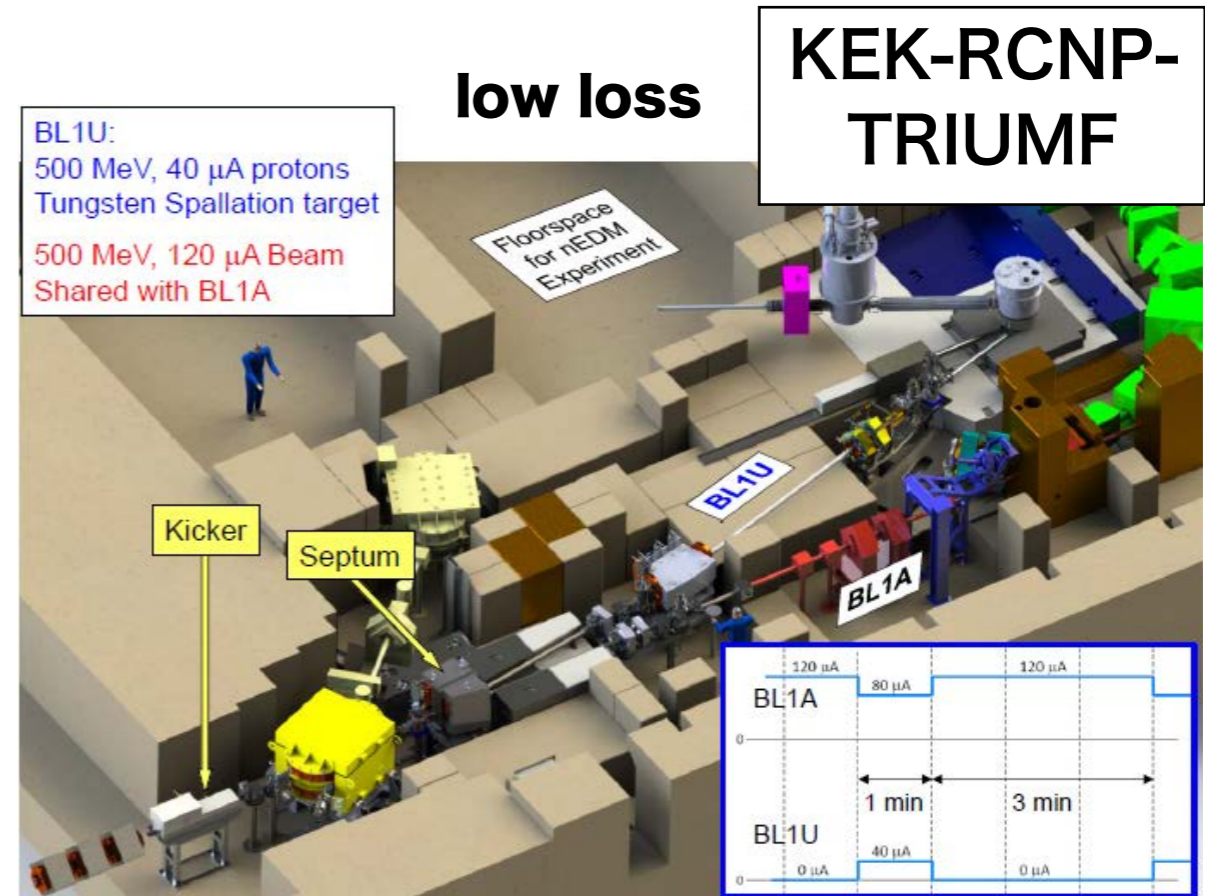
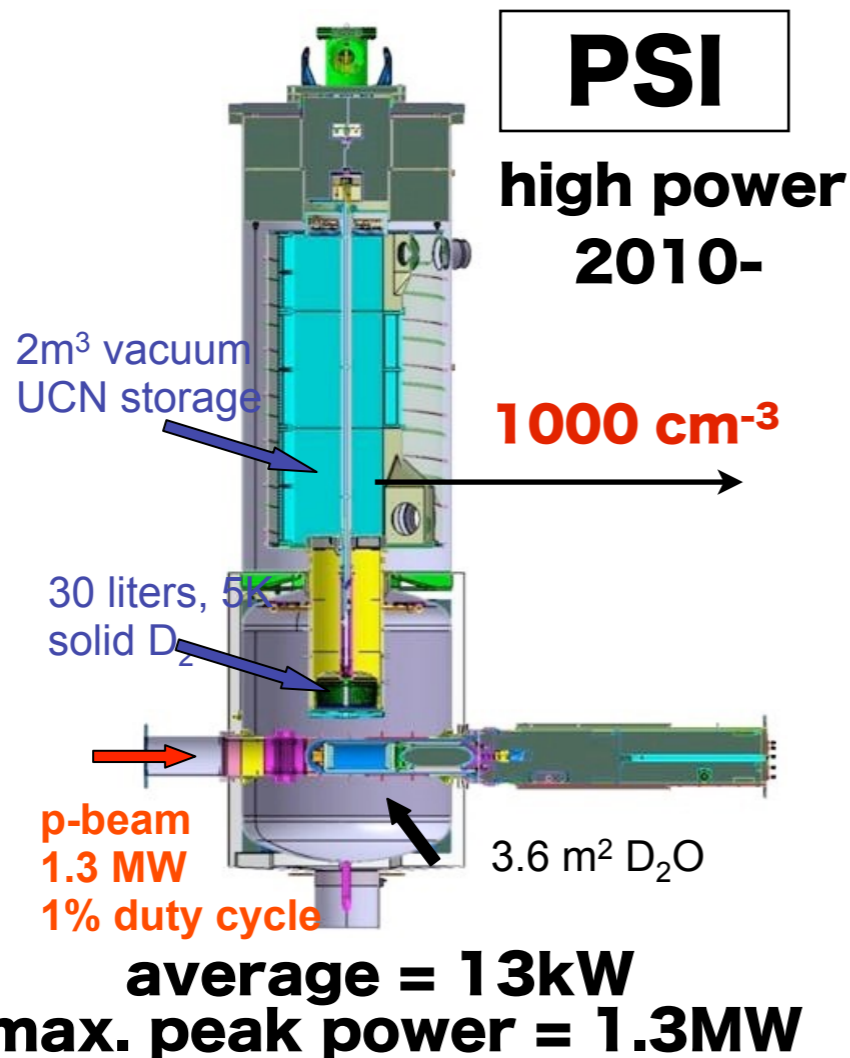
Dense UCNs

Precessions of **stored UCNs** are measured.

$$\frac{\omega_{\pm}}{2\pi} = \underbrace{3 \times 10^1 \frac{B}{1\mu T}}_{1\mu T} \pm \underbrace{5 \times 10^{-8} \frac{d_n}{10^{-26} e \cdot cm} \frac{E}{10kV/cm}}_{1fT \text{ equiv.}}$$



Use intense source

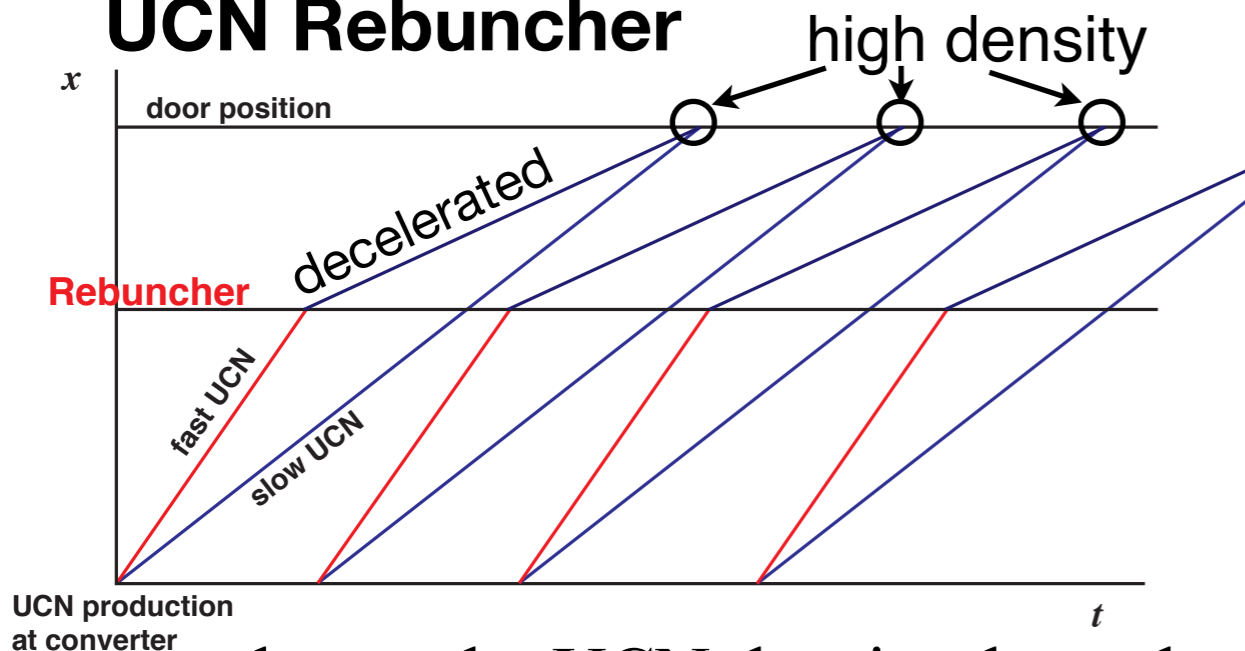


Neutron EDM

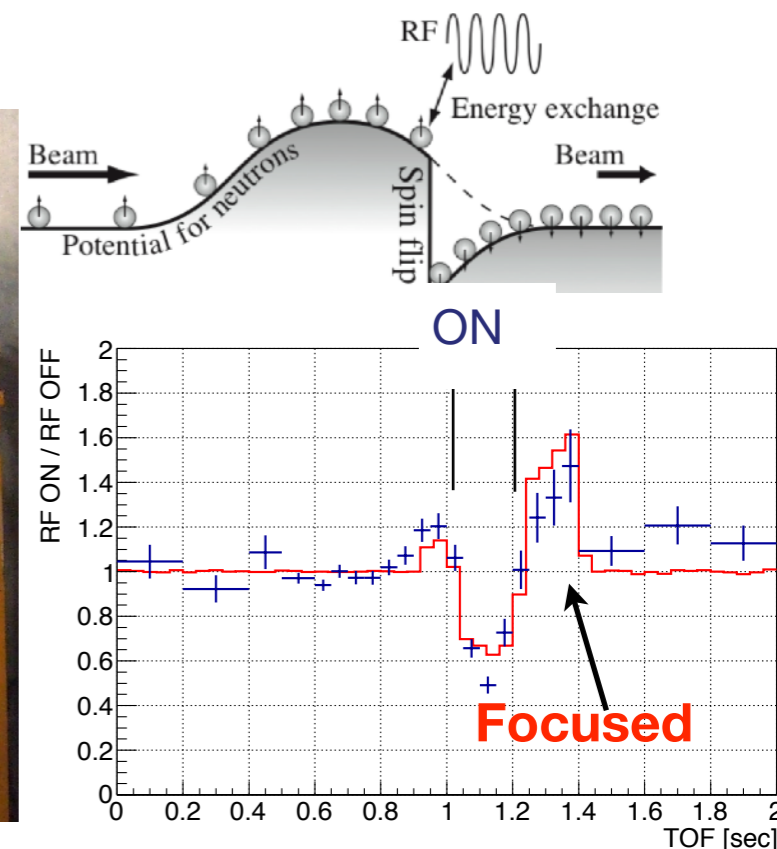

UCN optics

for next generation UCN experiments

UCN Rebuncher



keeps the UCN density through transport.

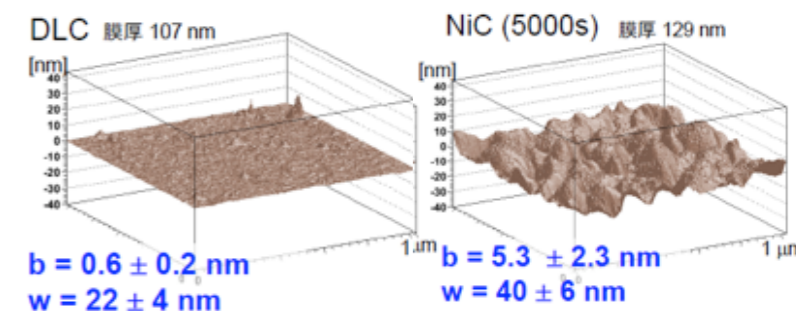


Arimoto, et. al., PRA86, 023843(2013)

DLC mirror

Neutron mirror with high reflectivity on complex shape can be fabricated using diamond-like carbon by CVD.

potential 240 neV
off-specular reflection < 1%



Simulation of UCN movement

We have developed the **simulation tools** based on GEANT4.

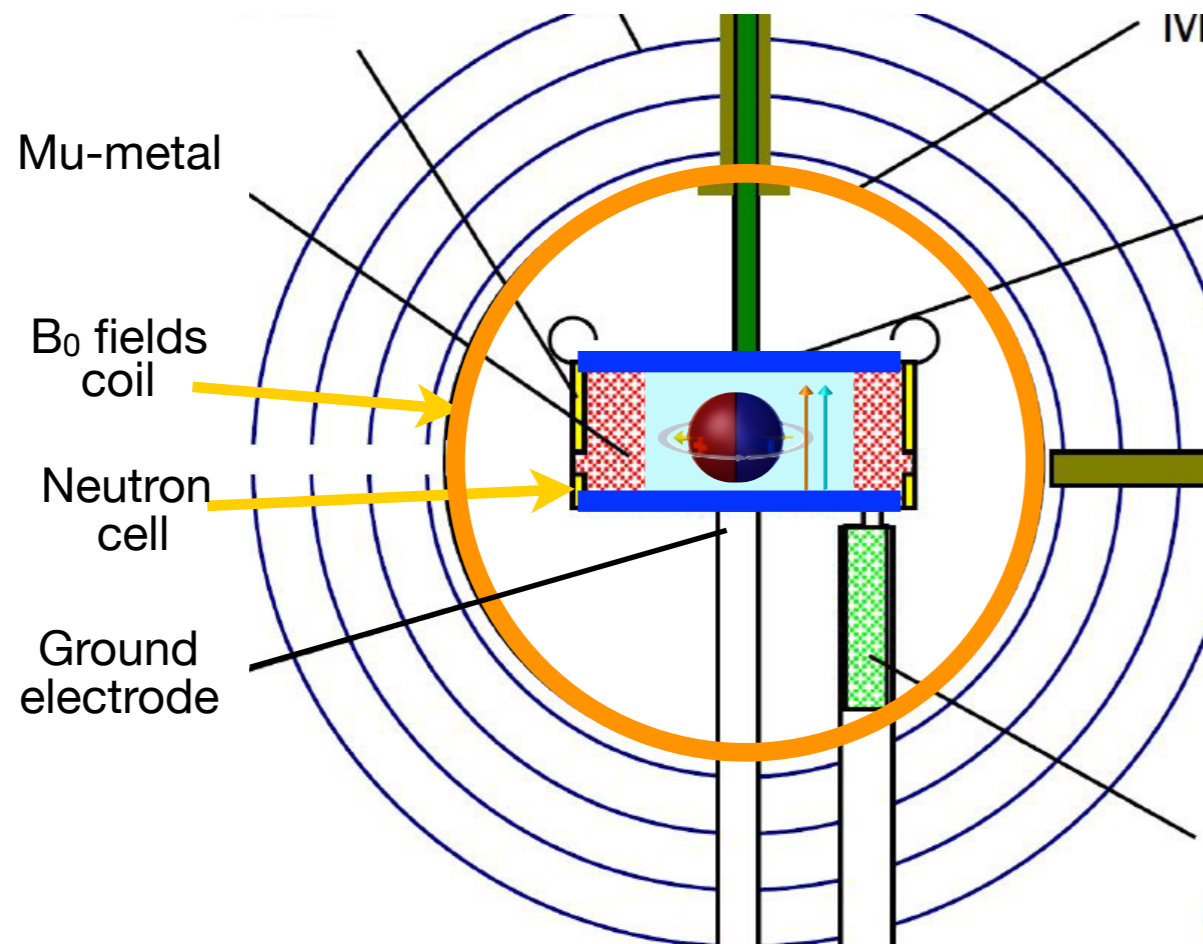
Neutron EDM

Crystal EDM

measures spin precession in strong electric field
in **non-centrosymmetric** crystal.

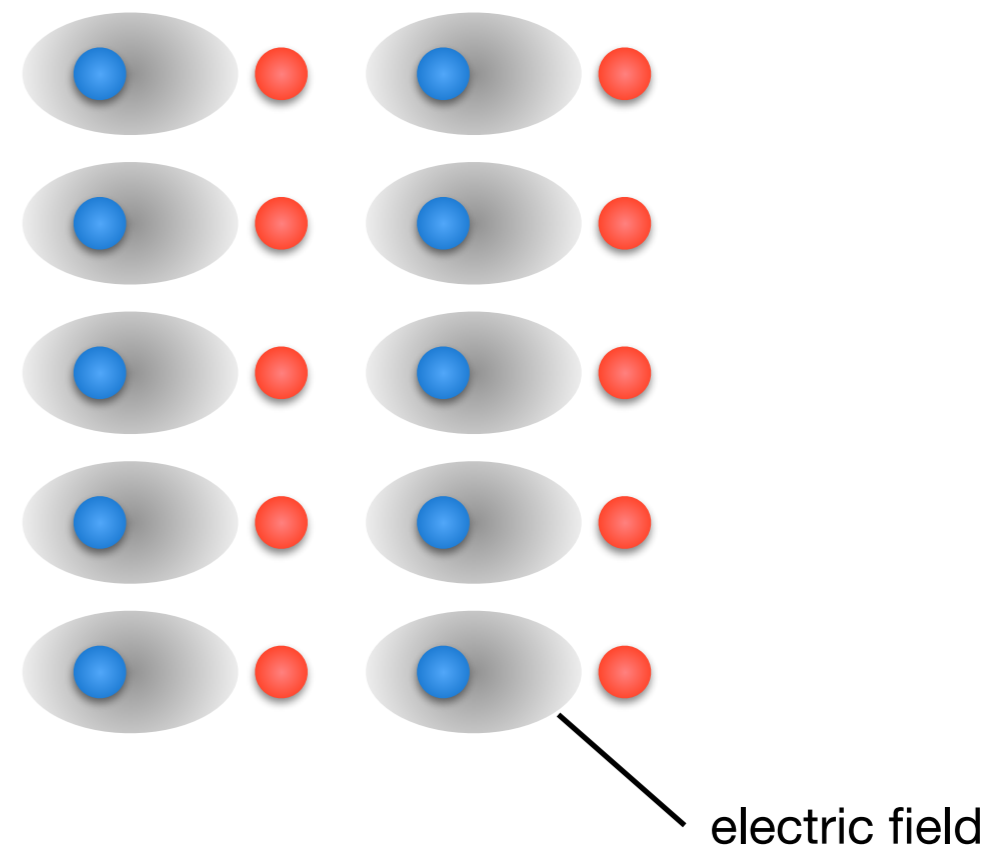
UCN storage

$\sim 10^4$ V/cm



Crystal diffraction

$\sim 10^8$ V/cm



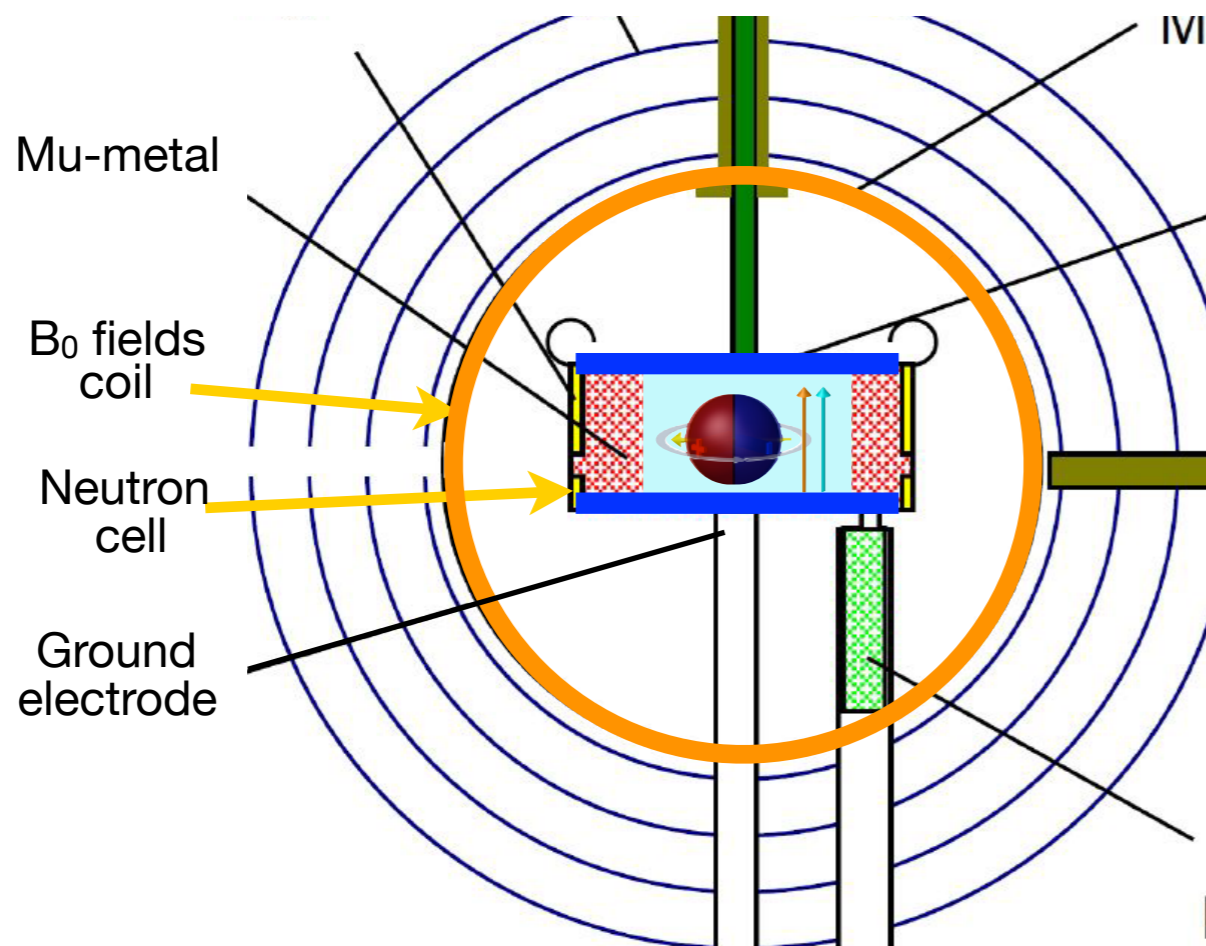
Neutron EDM

Crystal EDM

measures spin precession in strong electric field
in **non-centrosymmetric** crystal.

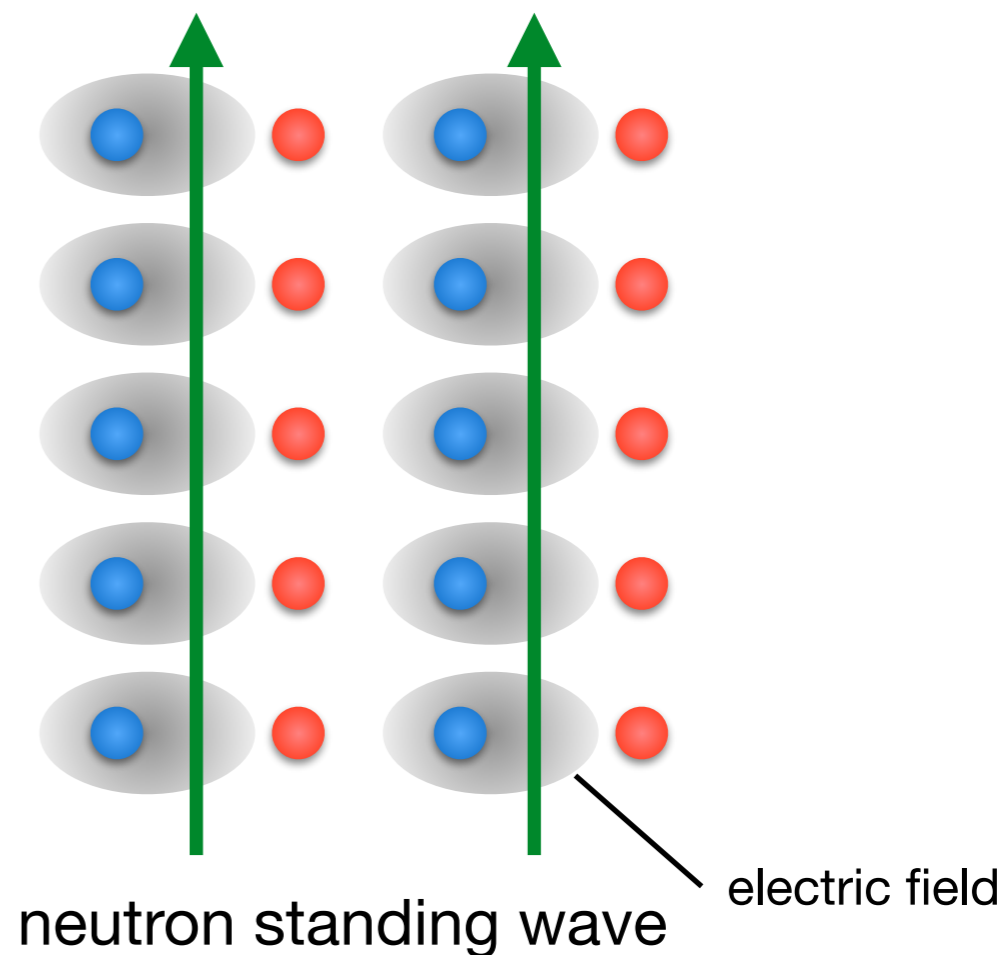
UCN storage

$\sim 10^4$ V/cm



Crystal diffraction

$\sim 10^8$ V/cm



Neutron EDM

Crystal EDM

measures spin precession in strong electric field in non-centrosymmetric crystal.

$$\sigma(d_n) = \frac{h}{2E\tau\sqrt{nT}}$$

Same order of sensitivity can be achieved.

	UCN method	diffraction method
E	$\sim 10^4 \text{V/cm}$	$\sim 10^8 \text{V/cm}$
τ	$\sim 100 \text{sec}$	$\sim 1 \text{msec}$
n	$\sim 100/\text{sec}$	$\sim 10^4/\text{sec}$
$\sigma(d_n)$	$\sim 10^{-25} / \sqrt{D} \quad e \cdot \text{cm}$	$\sim 10^{-25} / \sqrt{D} \quad e \cdot \text{cm}$

Neutron EDM

Crystal EDM

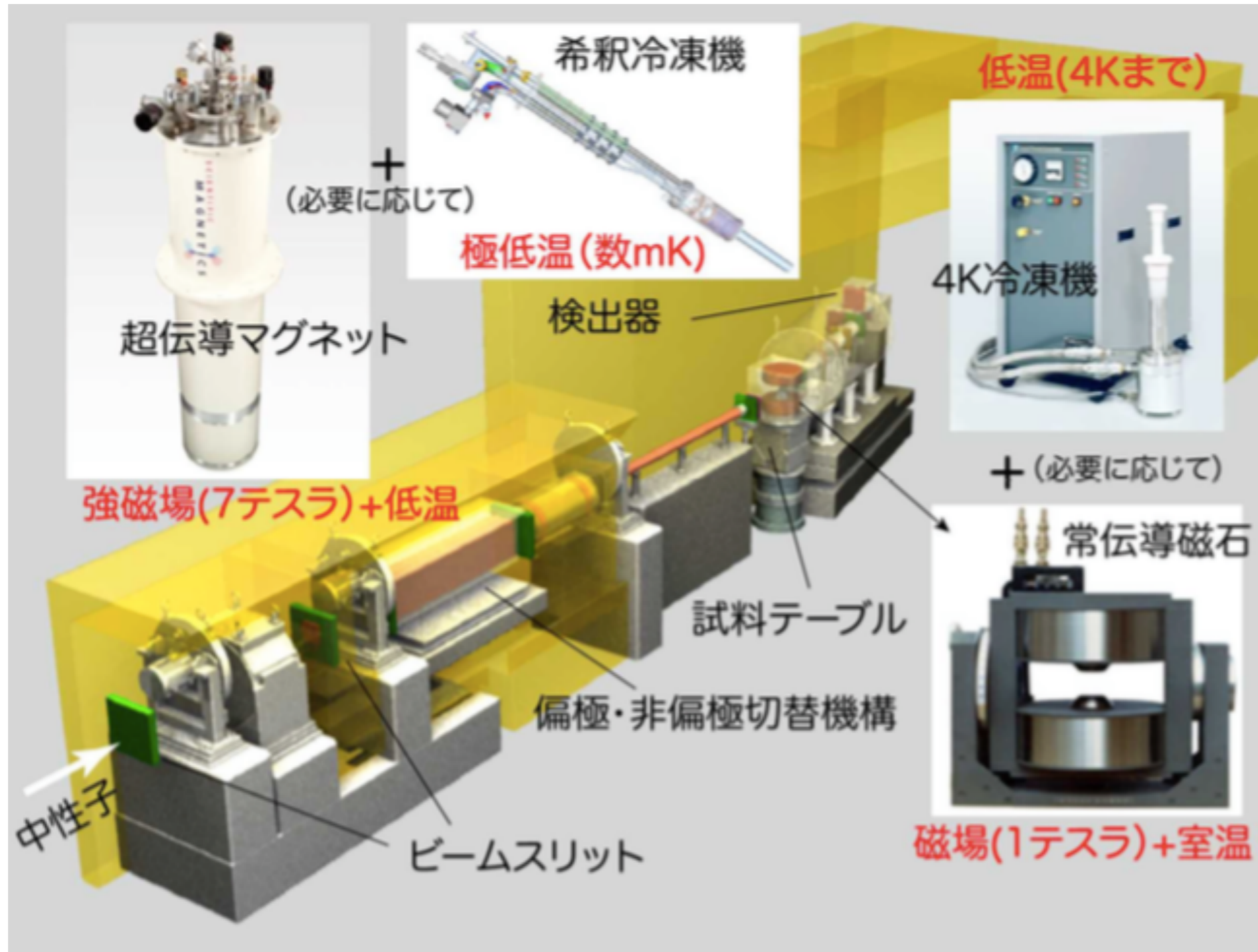
結晶	対称群	hkl	d_{hkl}	E_g	L	τ	$E_g \cdot \tau$
			Å	10^8V/cm	cm	msec	kV s/cm
SiO ₂ (α -quartz)	32 (D63)	111	2.24	2.30	3.36	1.45	333
		110	2.46	2.00	3.86	1.83	366
Bi ₁₂ GeO ₂₀	123	433	1.74	5.20	1.48	0.50	259
		312	2.71	2.40	3.22	1.68	403
PbTiO ₃	4mm	411	0.92	17.80	0.43	0.08	137
		002	2.08	14.20	0.54	0.22	309
BeO	6mm	011	2.06	5.40	1.43	0.57	307
		201	1.13	6.50	1.19	0.26	168
Bi ₄ Si ₃ O ₁₂	-43m	242	2.10	4.60	1.68	0.68	312
		132	2.75	3.20	2.41	1.28	409

We prepared BGO crystals.



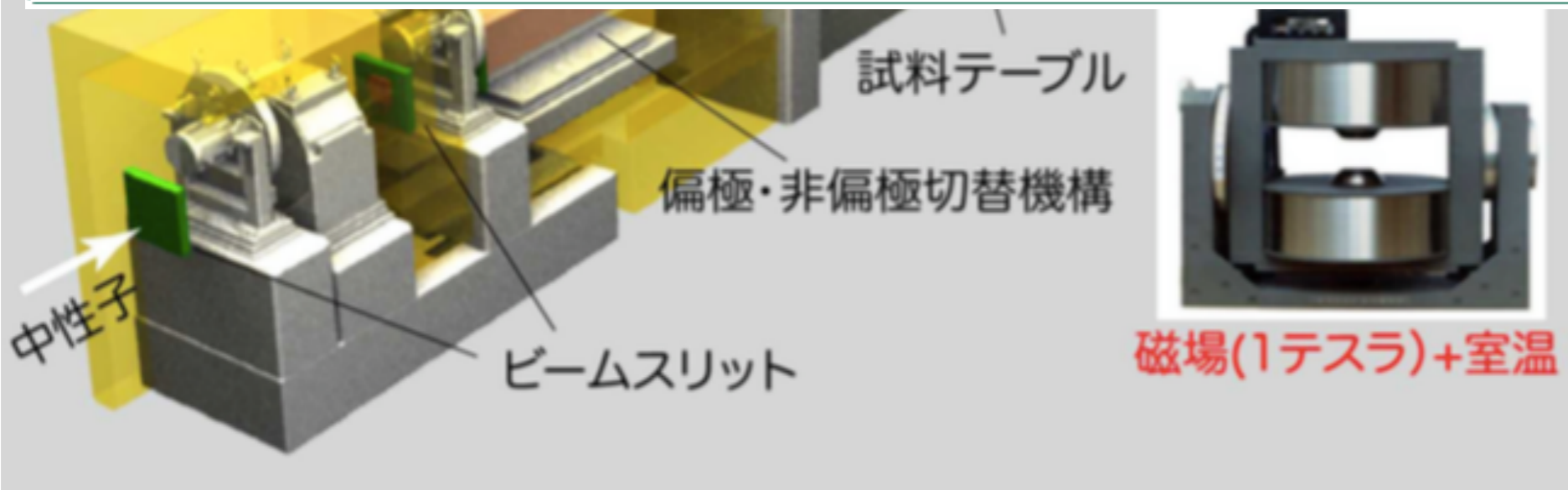
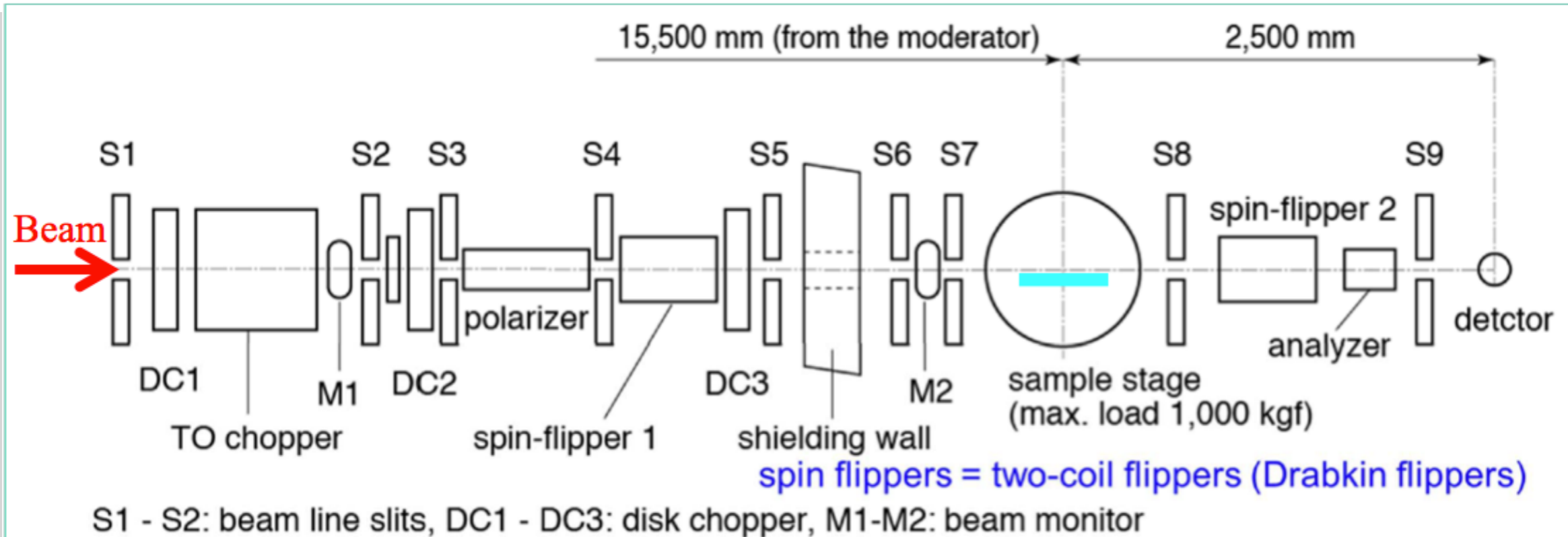
Neutron EDM

Crystal EDM at J-PARC




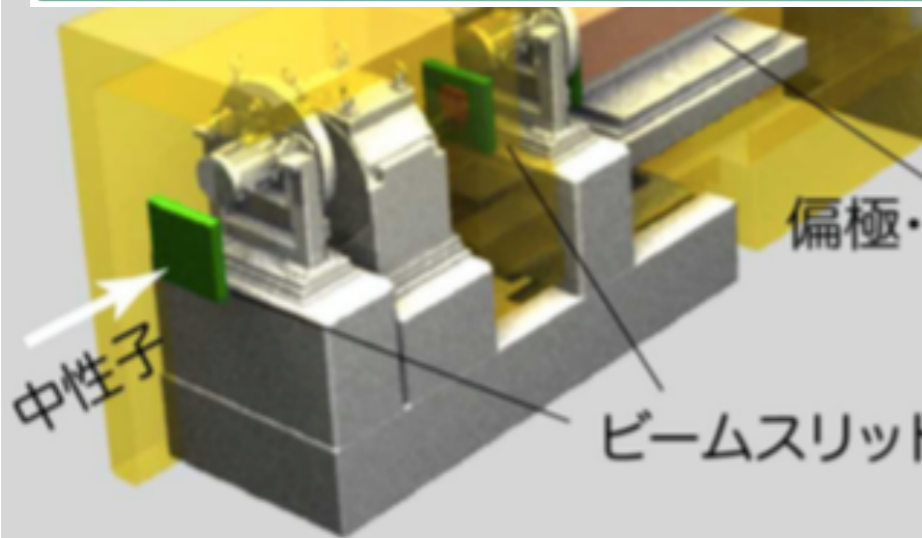

Neutron EDM

Crystal EDM at J-PARC



Neutron EDM

Crystal EDM at J-PARC



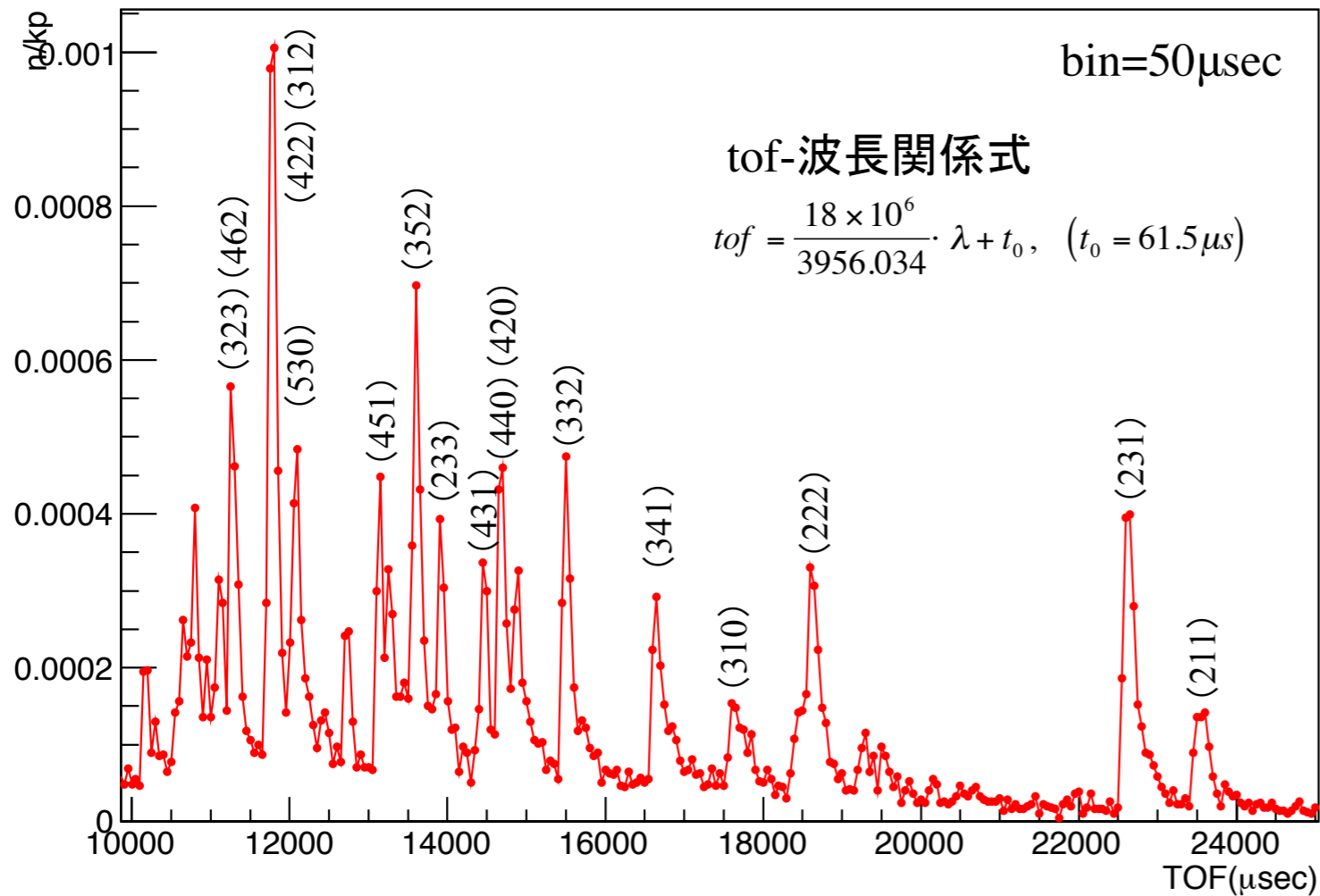
Neutron EDM

Crystal EDM at J-PARC

Diffraction peaks were observed.

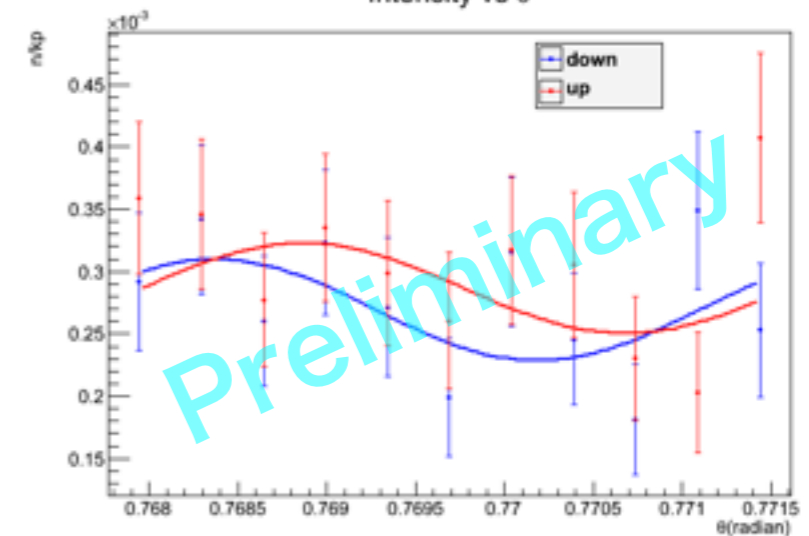
The effect from the electric field in the crystal can be estimated.

$\text{Bi}_{12}\text{GeO}_{20}$ Intensity vs TOF(396)



BGO (231)

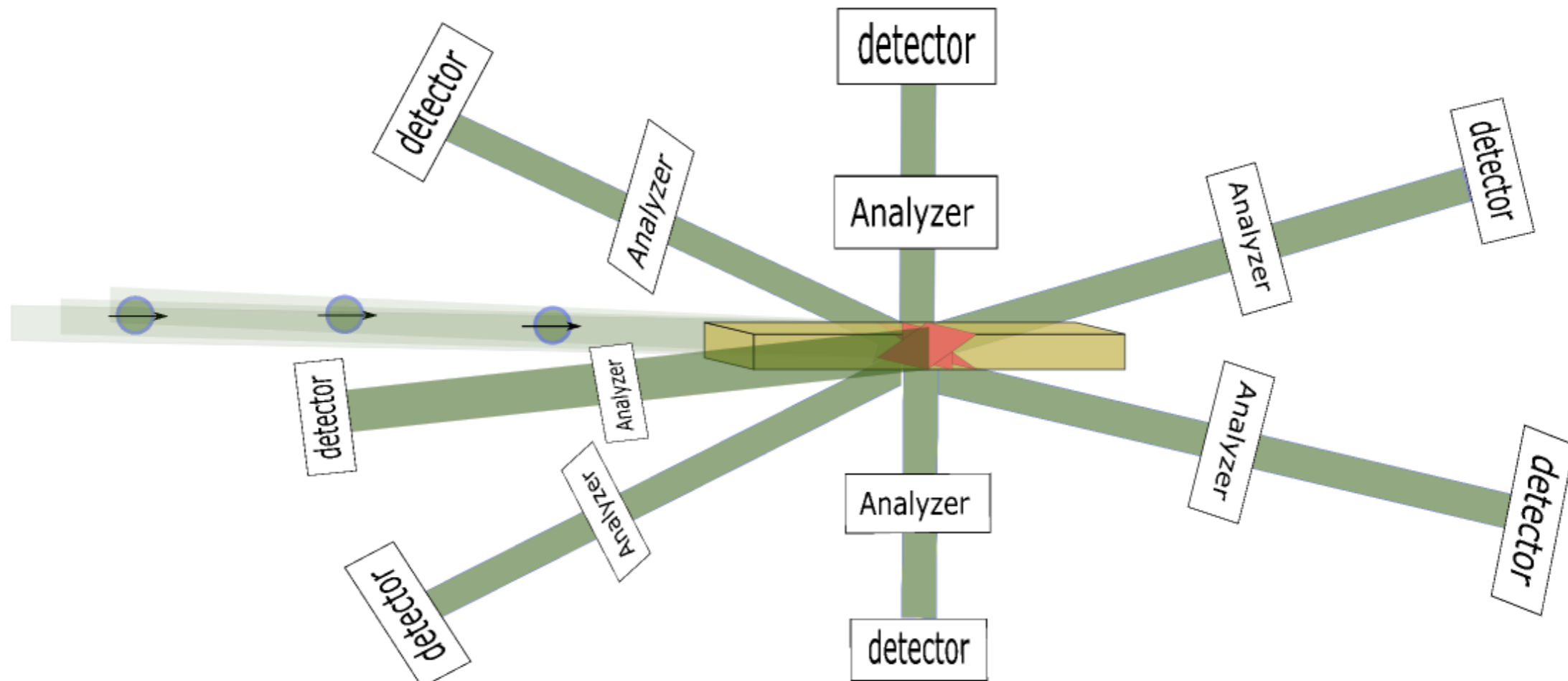
Intensity vs θ



Neutron EDM

Crystal EDM at J-PARC

Many diffractions from different lattice planes can be measured by using pulsed neutrons.



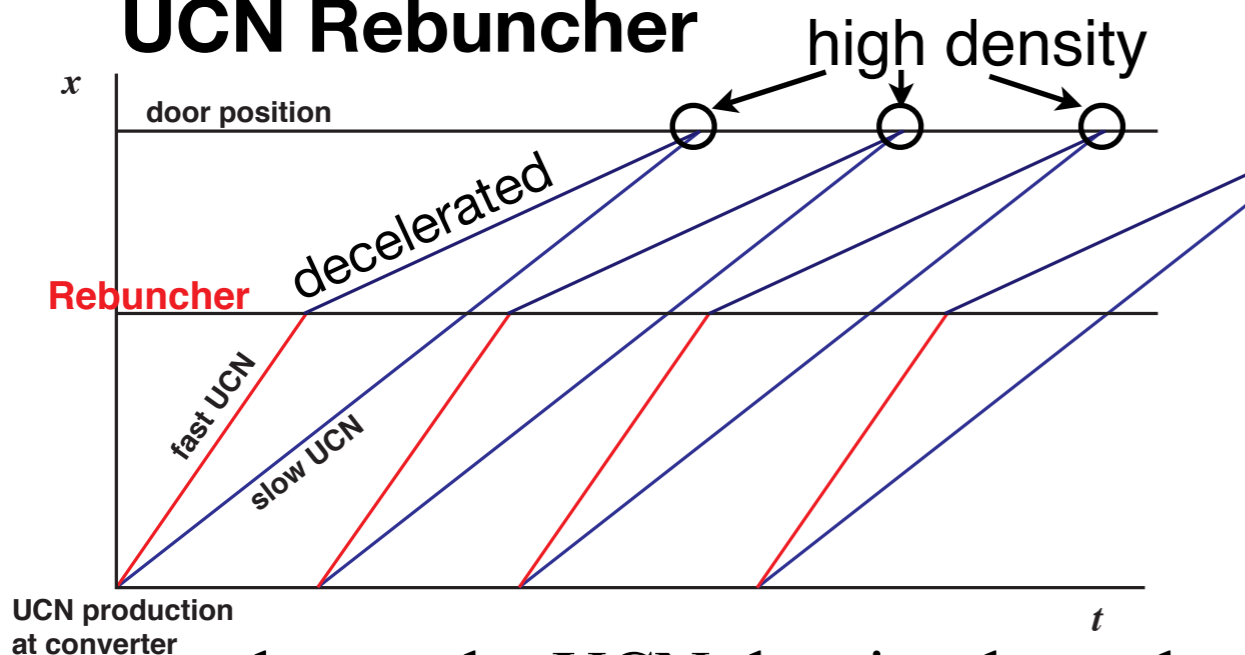
illustrated by S. Itoh

Neutron EDM

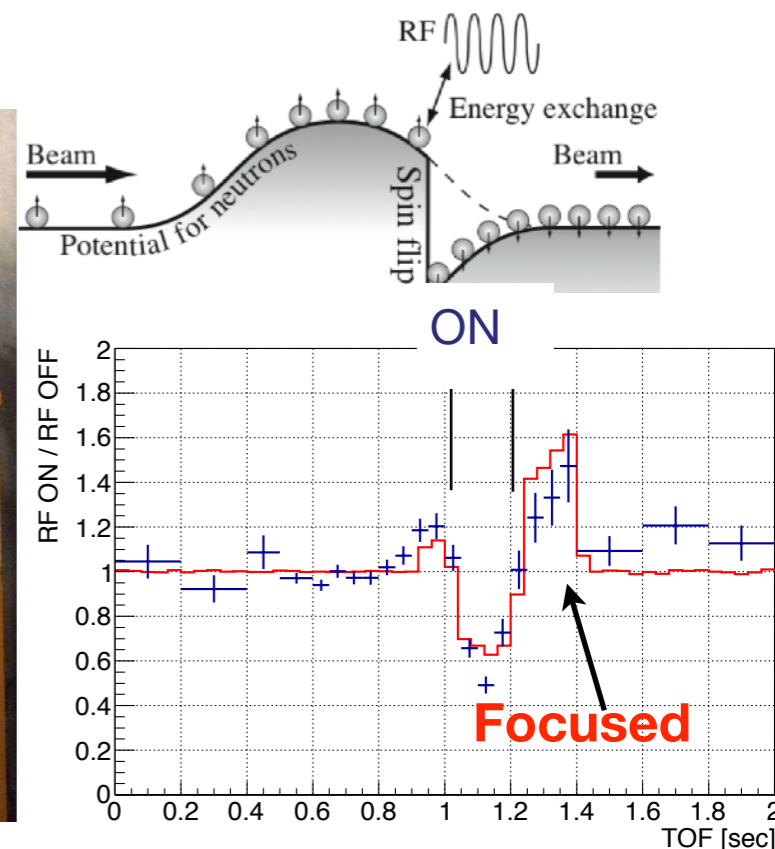

UCN optics

for next generation UCN experiments

UCN Rebuncher



keeps the UCN density through transport.



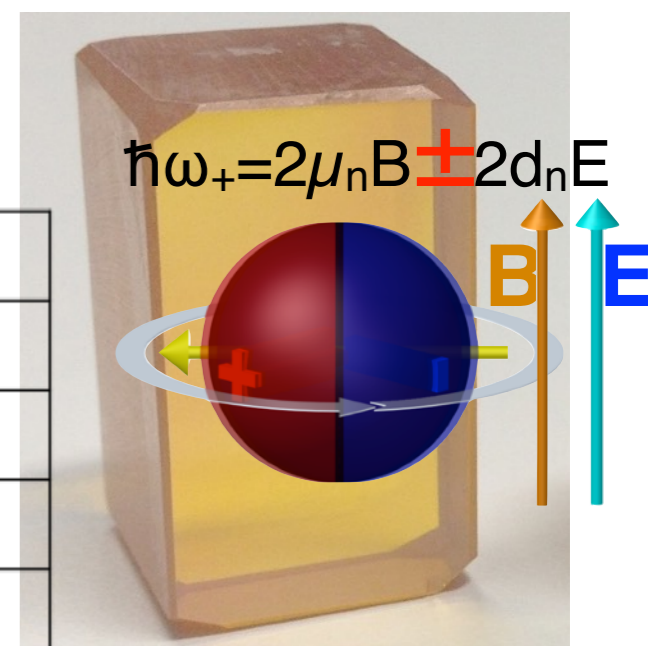
Arimoto, et. al., PRA86, 023843(2013)

Crystal EDM

Same order of sensitivity can be achieved.

measures spin precession in strong electric field in non-centrosymmetric crystal.

	UCN method	diffraction method
E	$\sim 10^4 \text{V/cm}$	$\sim 10^8 \text{V/cm}$
τ	$\sim 100 \text{sec}$	$\sim 1 \text{msec}$
n	$\sim 100/\text{sec}$	$\sim 10^4/\text{sec}$
$\sigma(d_n)$	$\sim 10^{-25}/\sqrt{D} \text{ e} \cdot \text{cm}$	$\sim 10^{-25}/\sqrt{D} \text{ e} \cdot \text{cm}$



Scattering Experiment to study Intermediate-range Force

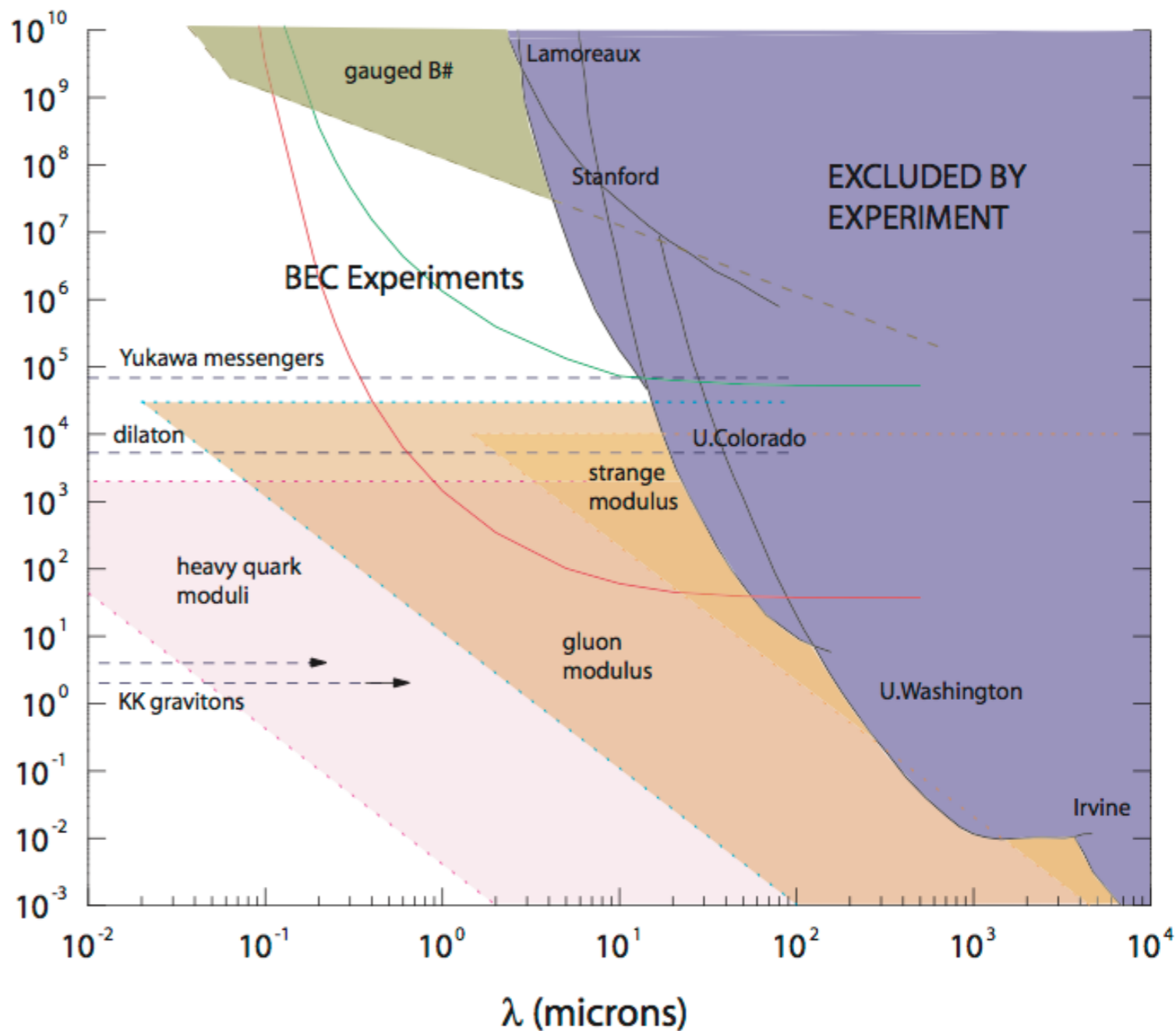
Non-Newtonian Gravity ?

Newtonian

exotic interaction (Yukawa-type)

$$V_G(r) = V_g(r) \cdot (1 + \alpha \exp(-r/\lambda))$$

$$\left(V_g(r) = -G \frac{M \cdot m}{r} \right)$$



For example...

Gravity for 3-Dimension

$$F_3(r) = G_3 \frac{m_1 m_2}{r^2}$$

Gravity for N-Dimension

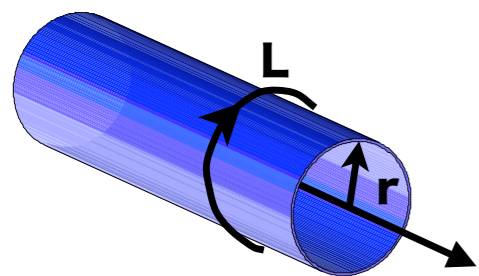
$$F_N(r) = G_N \frac{m_1 m_2}{r^{N-1}}$$

Connect at $r = R^*$

$$\frac{G_3}{R^{*2}} = \frac{G_N}{R^{*N-1}} \Rightarrow G_3 = \frac{G_N}{R^{*N-3}}$$

$$\frac{V(r)}{m_1 m_2} = G_3 \sum_{(k_1, \dots, k_n)} \frac{e^{-(2\pi|k|/L)r}}{r}$$

$$\rightarrow G_3 \frac{1}{r} \left(\frac{L}{2\pi r} \right)^n \int d^n u e^{-|u|r}$$



Extra-dimension is compactified.

Non-Newtonian Gravity ?

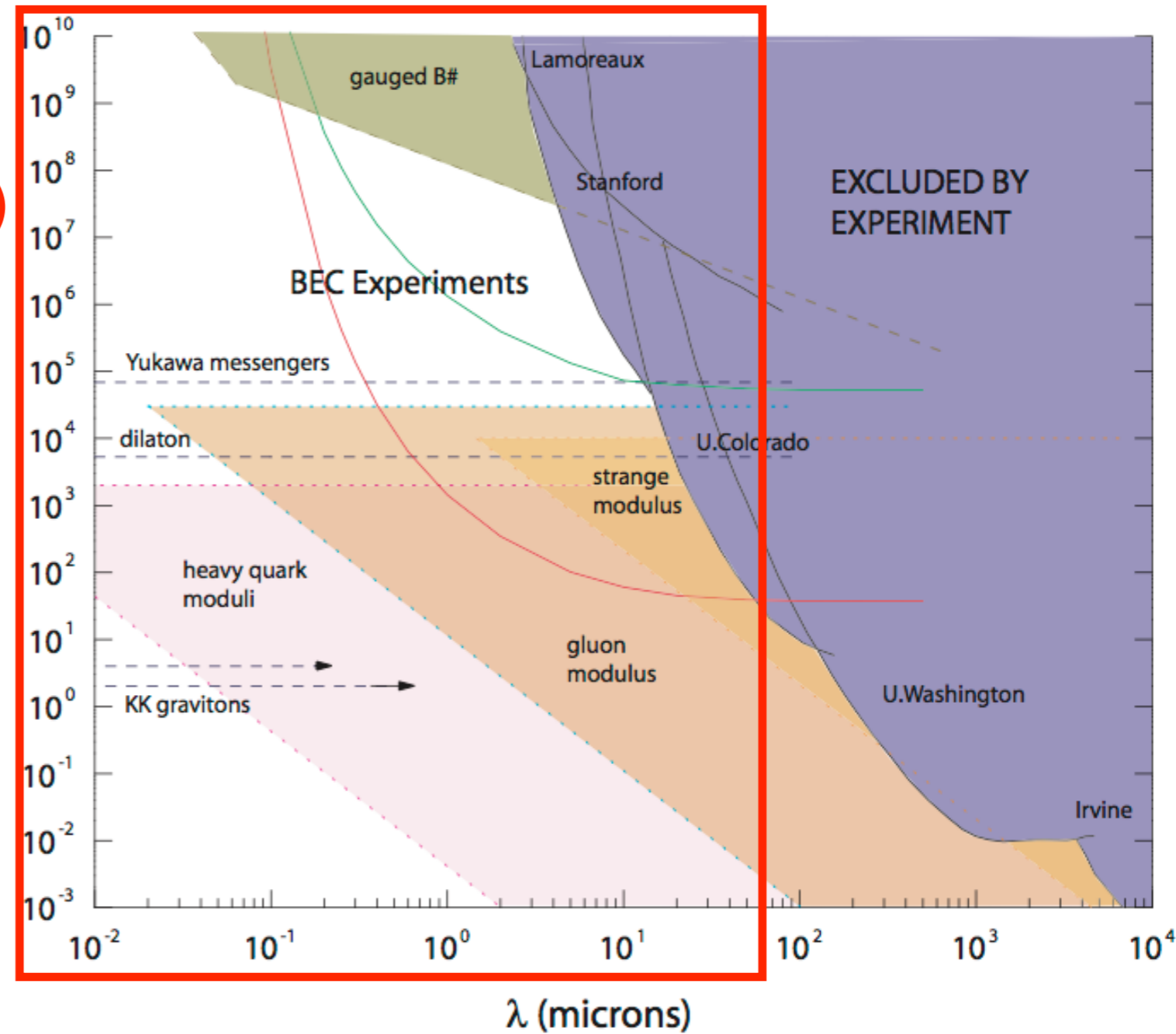
Newtonian

exotic interaction (Yukawa-type)

$$V_G(r) = V_g(r) \cdot (1 + \alpha \exp(-r/\lambda))$$

$$\left(V_g(r) = -G \frac{M \cdot m}{r} \right)$$

Search for additional force in intermediate-range ($\mu\text{m} - \text{nm}$)



For example...

Gravity for 3-Dimension

$$F_3(r) = G_3 \frac{m_1 m_2}{r^2}$$

Gravity for N-Dimension

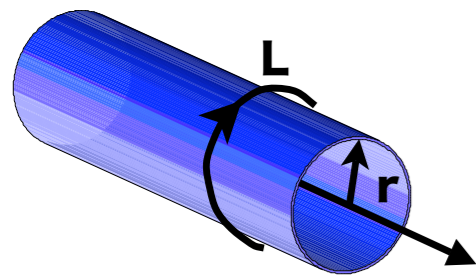
$$F_N(r) = G_N \frac{m_1 m_2}{r^{N-1}}$$

Connect at $r = R^*$

$$\frac{G_3}{R^{*2}} = \frac{G_N}{R^{*N-1}} \Rightarrow G_3 = \frac{G_N}{R^{*N-3}}$$

$$\frac{V(r)}{m_1 m_2} = G_3 \sum_{(k_1, \dots, k_n)} \frac{e^{-(2\pi|k|/L)r}}{r}$$

$$\rightarrow G_3 \frac{1}{r} \left(\frac{L}{2\pi r} \right)^n \int d^n u e^{-|u|r}$$

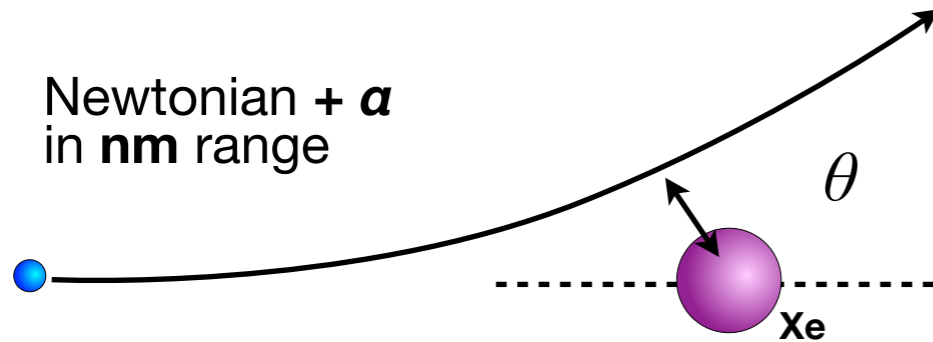


Extra-dimension is compactified.

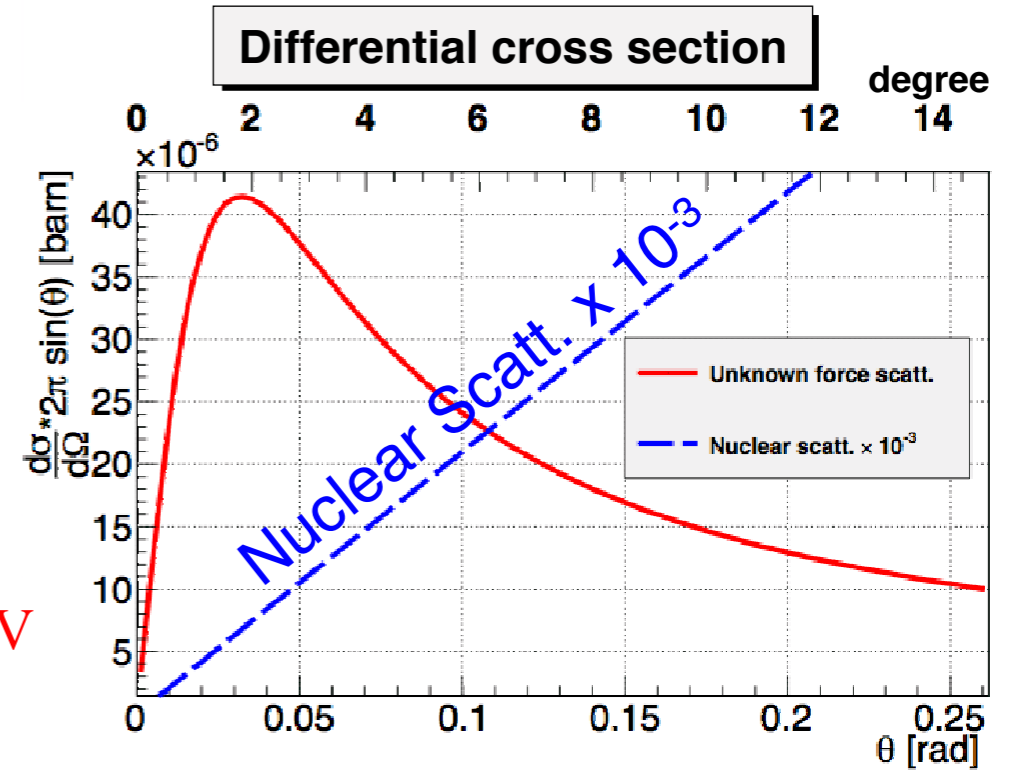
Scattering Experiment to study Intermediate-range Force

Small angle scattering with noble gas

to search the deviation from nuclear scattering



$\alpha=10^{23}$
 $\lambda=0.5 \text{ nm}$
 $E_n=20 \text{ meV}$



$$\frac{d\sigma(\theta)}{d\Omega} = [a_N + a_{ne} Z F_e(\theta) + a_G F_G(\theta)]^2$$

$a_G \propto \alpha$

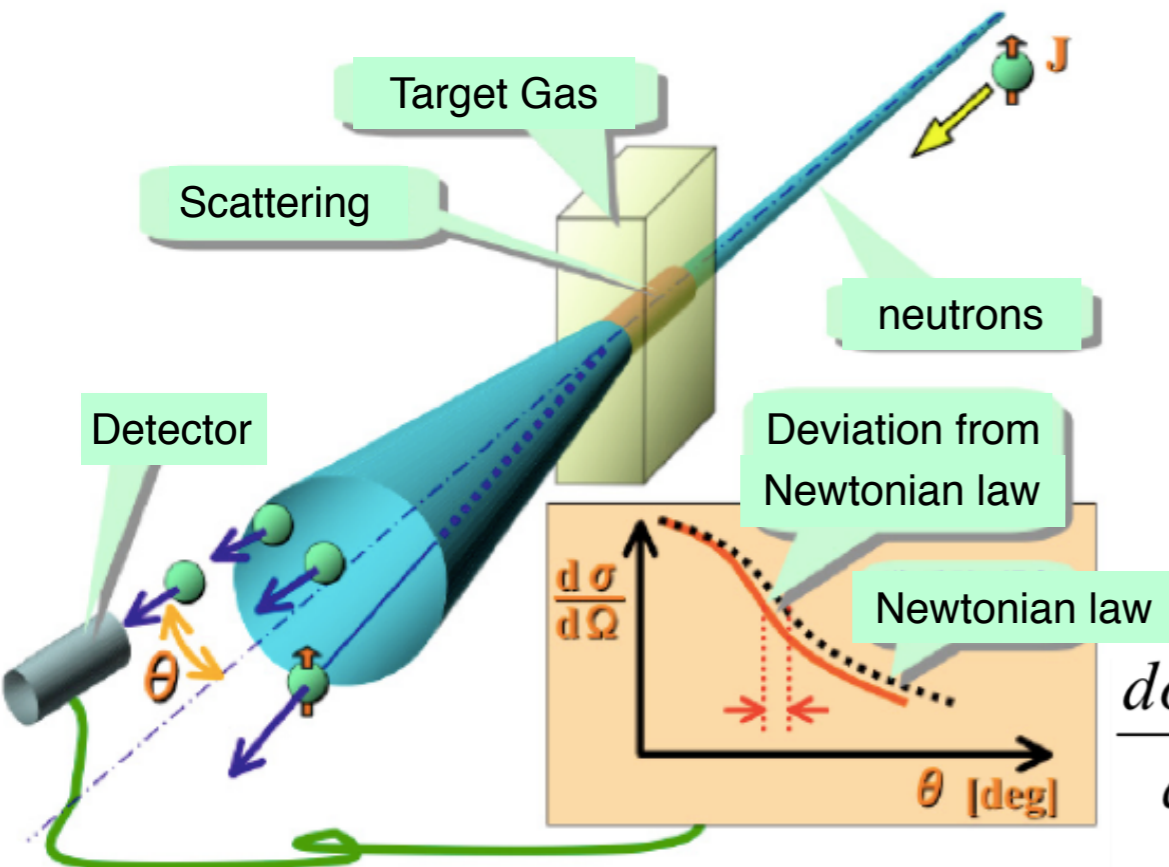
$$\cong a_N^2 + 2a_N a_{ne} Z F_e(\theta) + a_{ne}^2 Z^2 F_e(\theta)^2 + 2a_N a_G F_G(\theta)$$

$$\frac{d\sigma_G(\theta)}{d\Omega} = 2 \cdot \sigma_N^{1/2} \cdot \alpha \cdot \left(\frac{G \cdot m_n \cdot M}{4} \right) \cdot \left(\frac{1}{\frac{1}{m_n c^2} \left(\frac{\hbar c}{\lambda} \right)^2 + 8 E_n \sin^2 \frac{\theta}{2}} \right)$$

Scattering Experiment to study Intermediate-range Force

Small angle scattering with noble gas

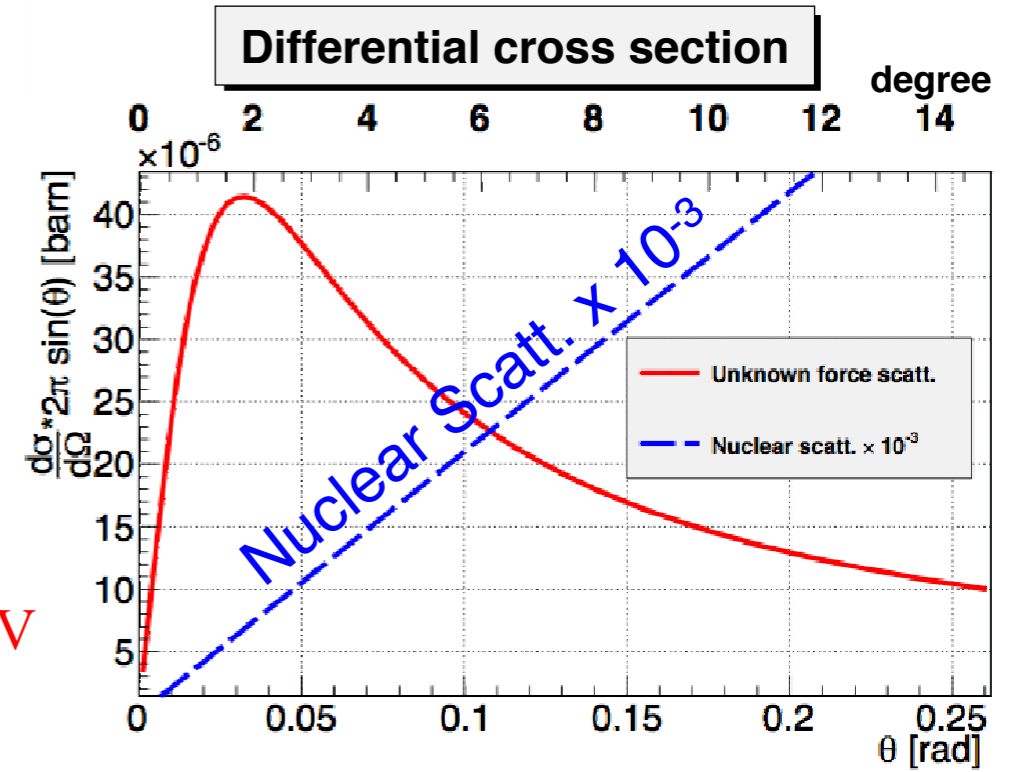
to search the deviation from nuclear scattering



$$\alpha = 10^{23}$$

$$\lambda = 0.5 \text{ nm}$$

$$E_n = 20 \text{ meV}$$



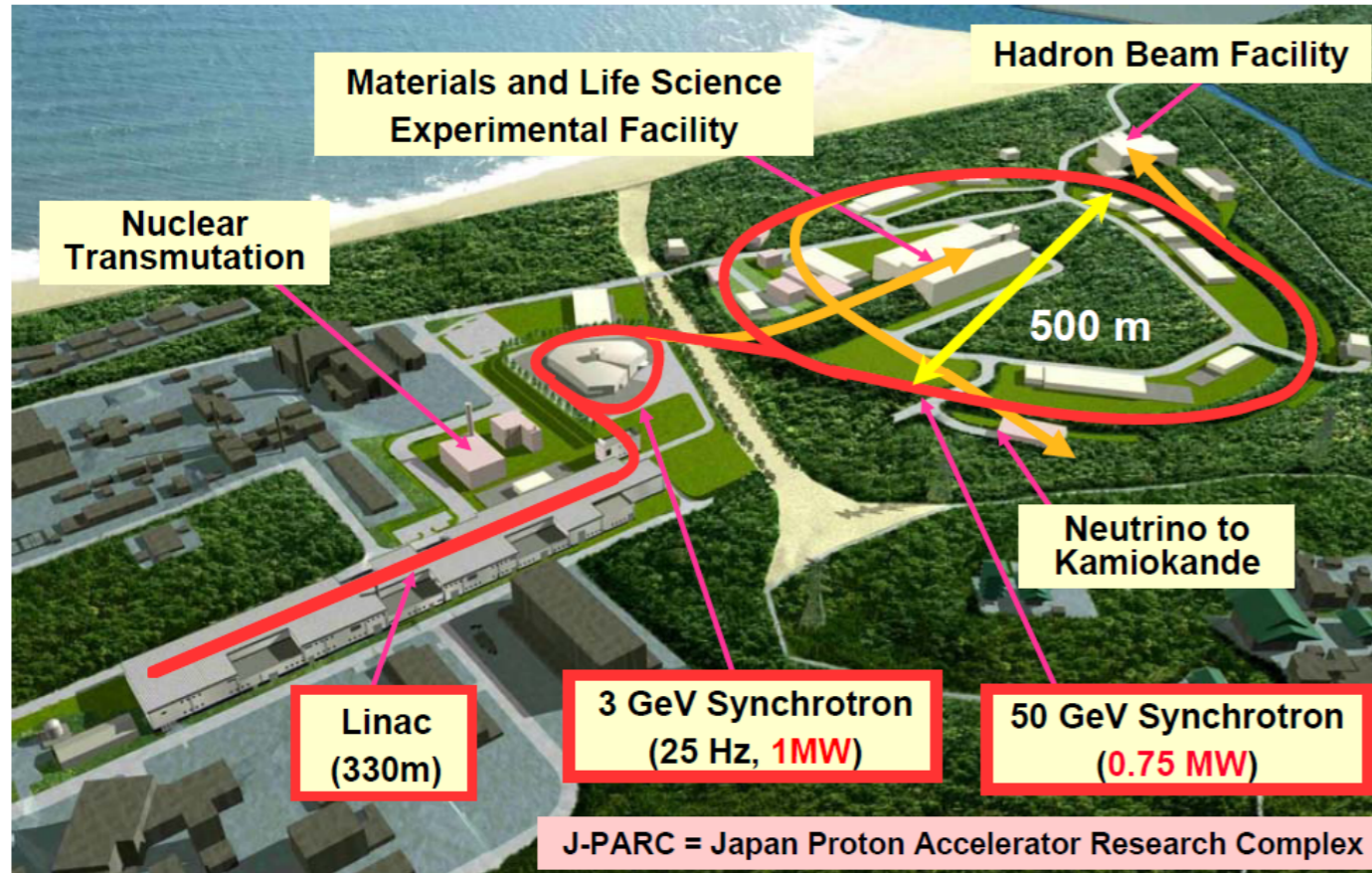
$$a_G \propto \alpha$$

$$\frac{d\sigma(\theta)}{d\Omega} = [a_N + a_{ne} Z F_e(\theta) + a_G F_G(\theta)]^2$$

$$\cong a_N^2 + 2a_N a_{ne} Z F_e(\theta) + a_{ne}^2 Z^2 F_e(\theta)^2 + 2a_N a_G F_G(\theta)$$

$$\frac{d\sigma_G(\theta)}{d\Omega} = 2 \cdot \sigma_N^{1/2} \cdot \alpha \cdot \left(\frac{G \cdot m_n \cdot M}{4} \right) \cdot \left(\frac{1}{\frac{1}{m_n c^2} \left(\frac{\hbar c}{\lambda} \right)^2 + 8 E_n \sin^2 \frac{\theta}{2}} \right)$$

Neutron Optics and Physics (NOP) beamline




Joint Project between KEK and JAEA


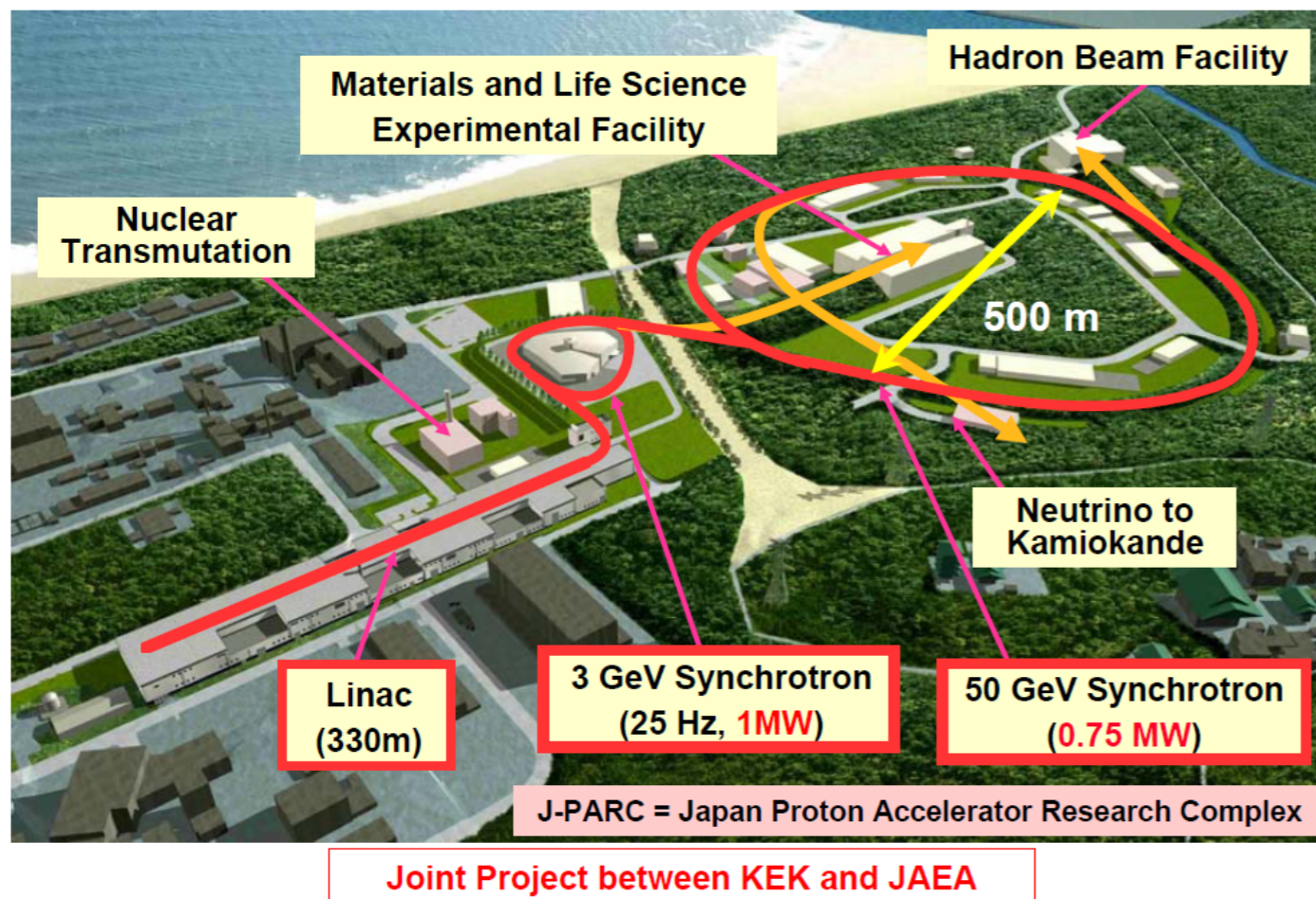
We constructed the cold neutron beamline “**NOP**” for fundamental physics in Material and Life science Facility.

Tree branches are available.

- Polarized beam
- Unpolarized beam
- Low-divergence beam



Neutron Optics and Physics (NOP) beamline



We constructed the cold neutron beamline “**NOP**” for fundamental physics in Material and Life science Facility.

Tree branches are available.

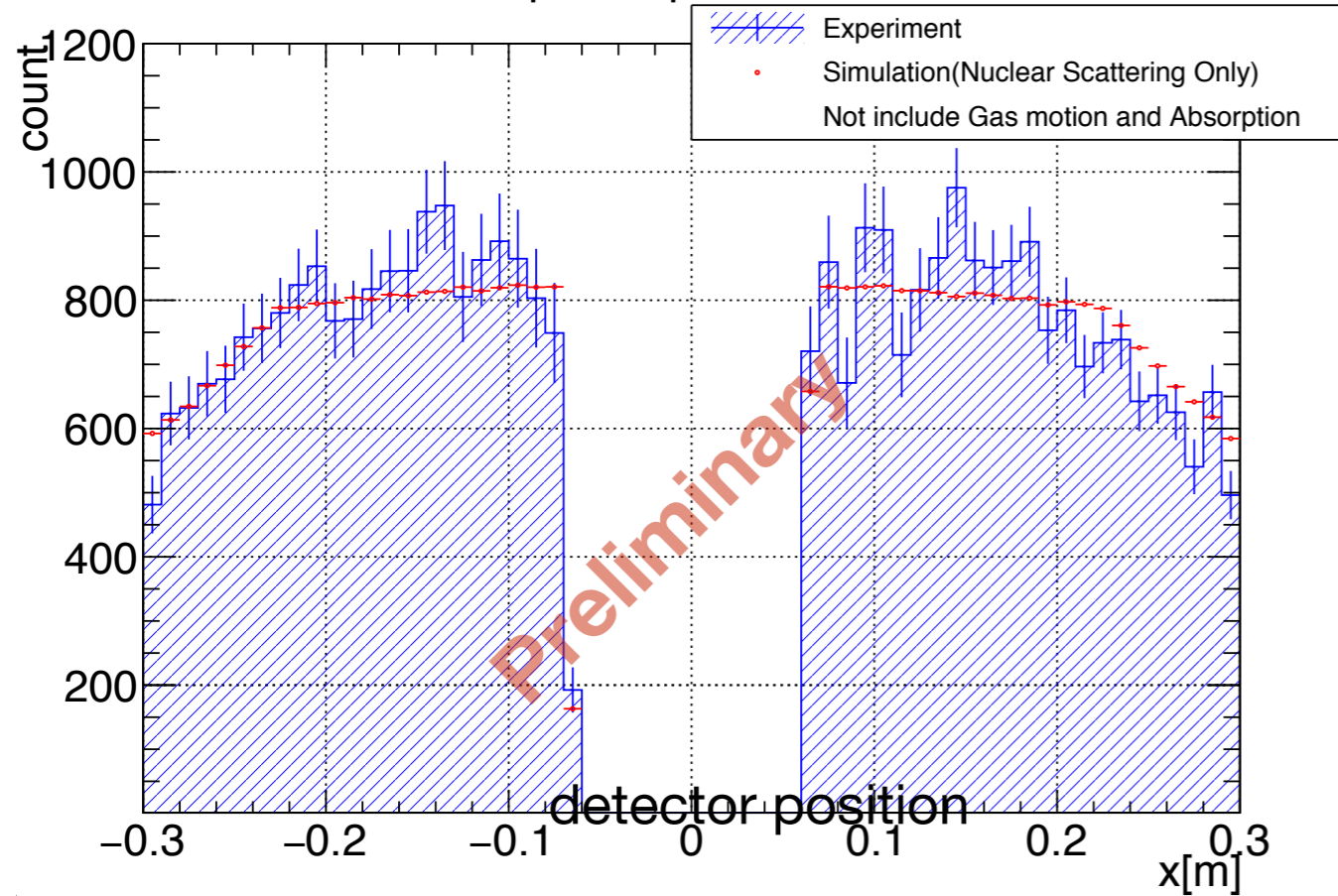
- Polarized beam
- Unpolarized beam
- Low-divergence beam

Scattering Experiment to study Intermediate-range Force


Physics data has just taken at NOP beamline at J-PARC.

Analysis is on going ...

X plot Exp. and Sim.




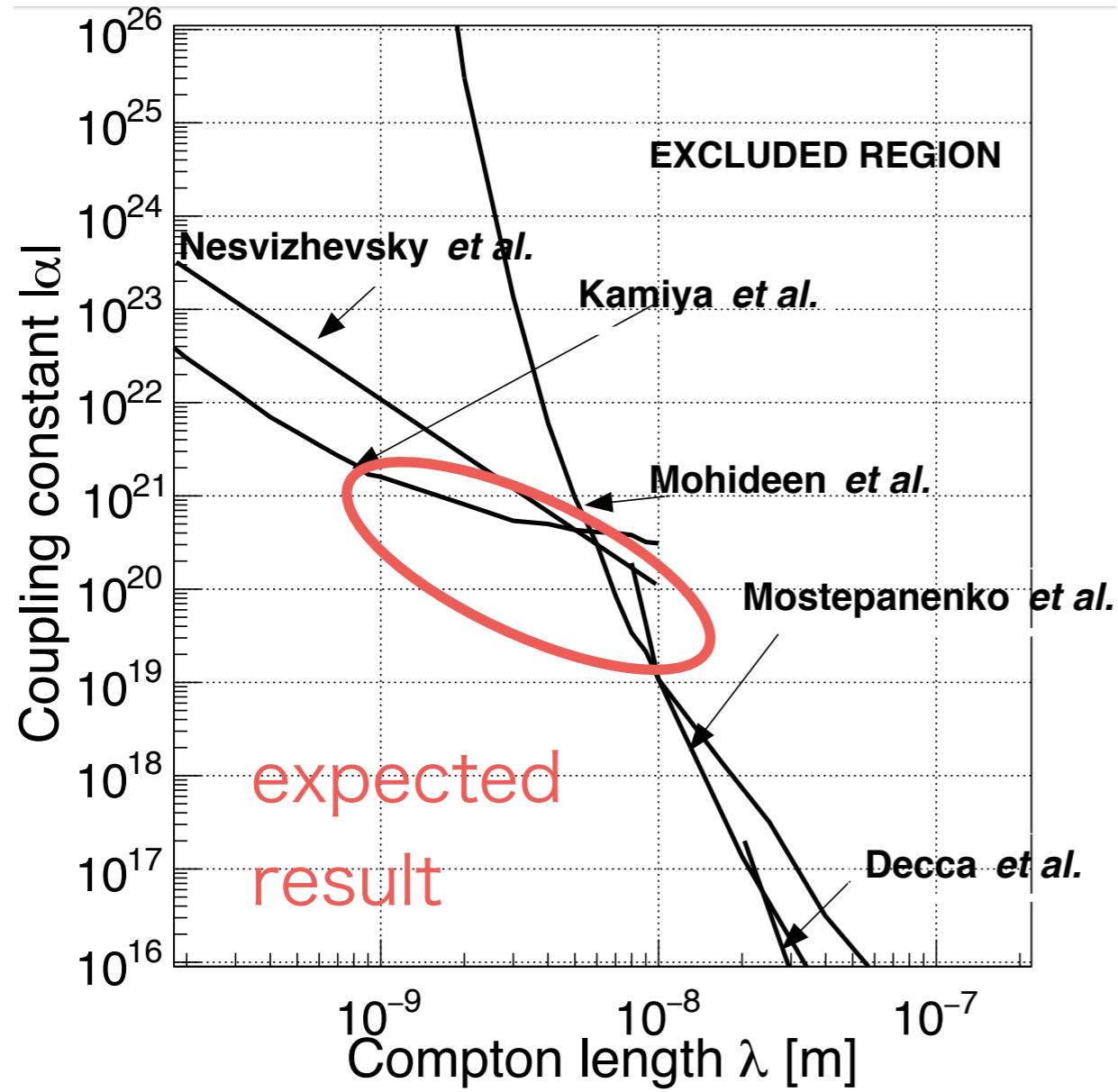
Xe scattering data compared with Monte-Carlo simulation without exotic interactions



More detail -> Poster 13, Noriko Oi

Scattering Experiment to study Intermediate-range Force

Physics data has just taken at NOP beamline.



More detail -> Poster 13, Noriko Oi

Neutron interferometer to study Extended Gravity Field

Neutron interferometer to study Extended Gravity Field

Chameleon field

results phase shift
in interferometer

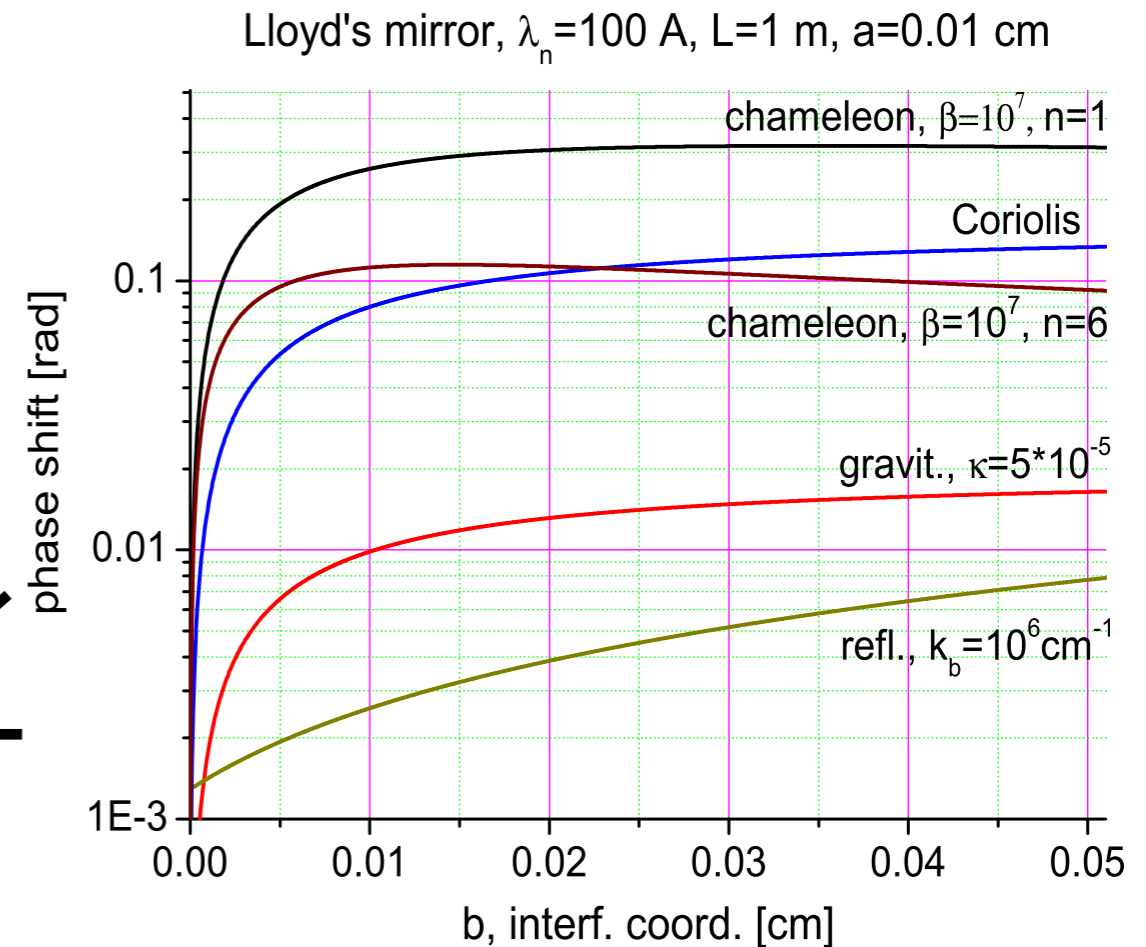
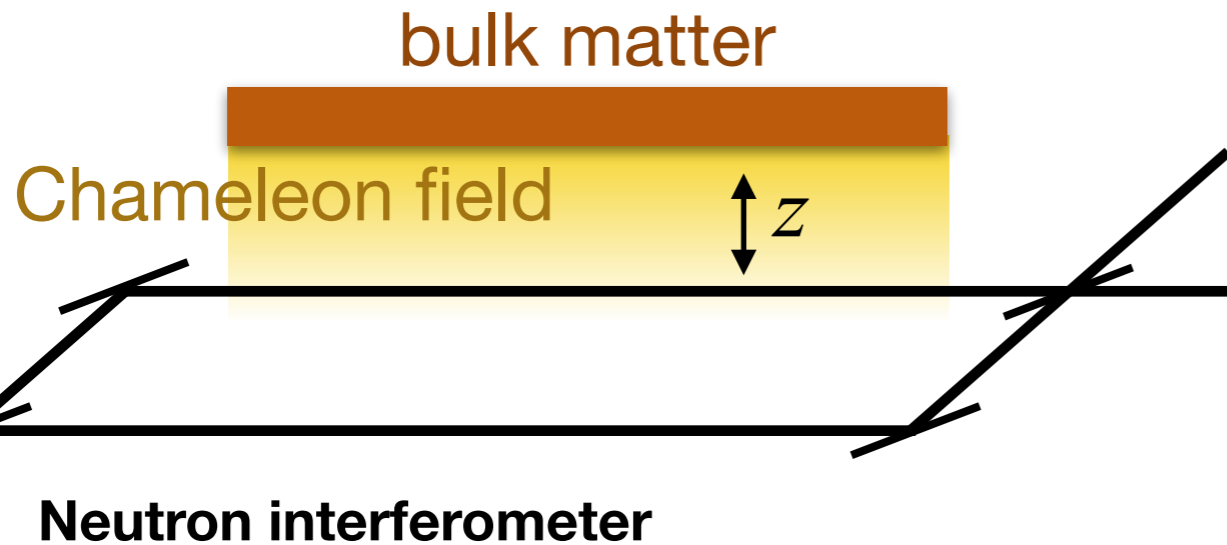


Fig. 2. The neutron wave phase shifts φ in the Lloyd's mirror interferometer with parameters: the neutron wave length 100 \AA , $L = 1 \text{ m}$, $a = 0.01 \text{ cm}$, the interaction parameters of the chameleon field with matter $\beta = 10^7$, $n = 1$ and $n = 6$. Also shown: the gravitational phase shift φ_{gr} at $\kappa = 5 \times 10^{-5}$; the Coriolis phase shift, and the effect of reflection as $\delta\varphi_{refl} = \pi - \varphi_{refl}$ ($k_b = 10^6 \text{ cm}^{-1}$).

Yu.N. Pokotilovski / *Physics Letters B* 719 (2013) 341–345




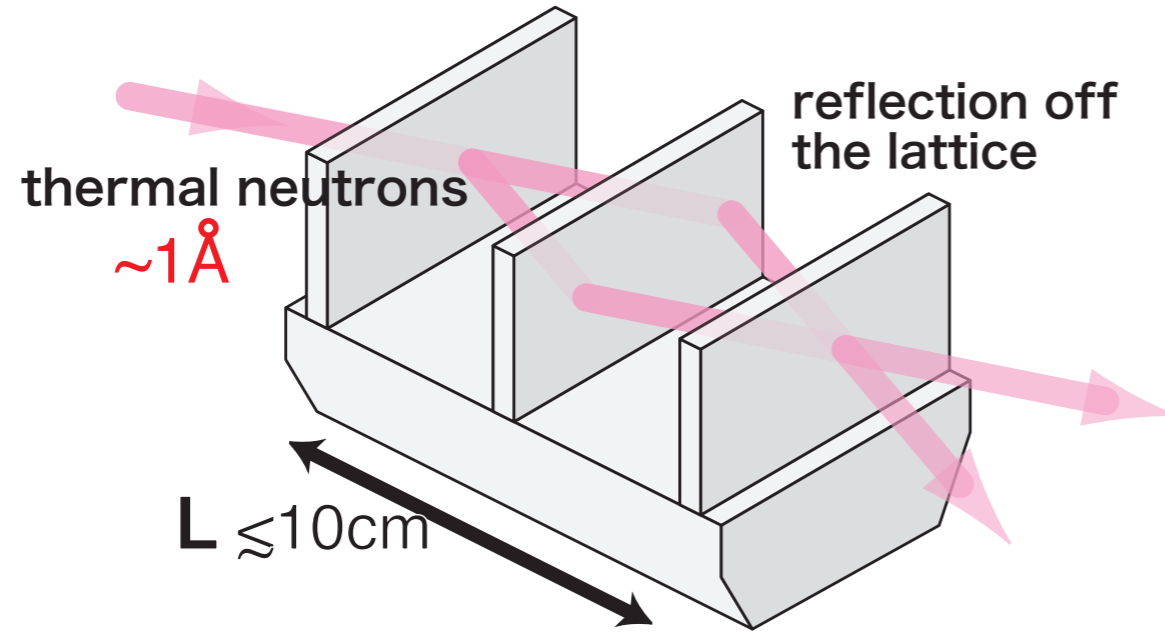
$$V(z) = V_0 \left(\frac{z}{\lambda} \right)^{2/(2+n)}$$

$$V_0 = \beta \cdot 0.9 \cdot 10^{-21} \text{ eV} \left(\frac{2+n}{\sqrt{2}} \right)^{2/(2+n)}$$

Neutron interferometer to study Extended Gravity Field

Neutron interferometer

using large silicon ingot is tested now.

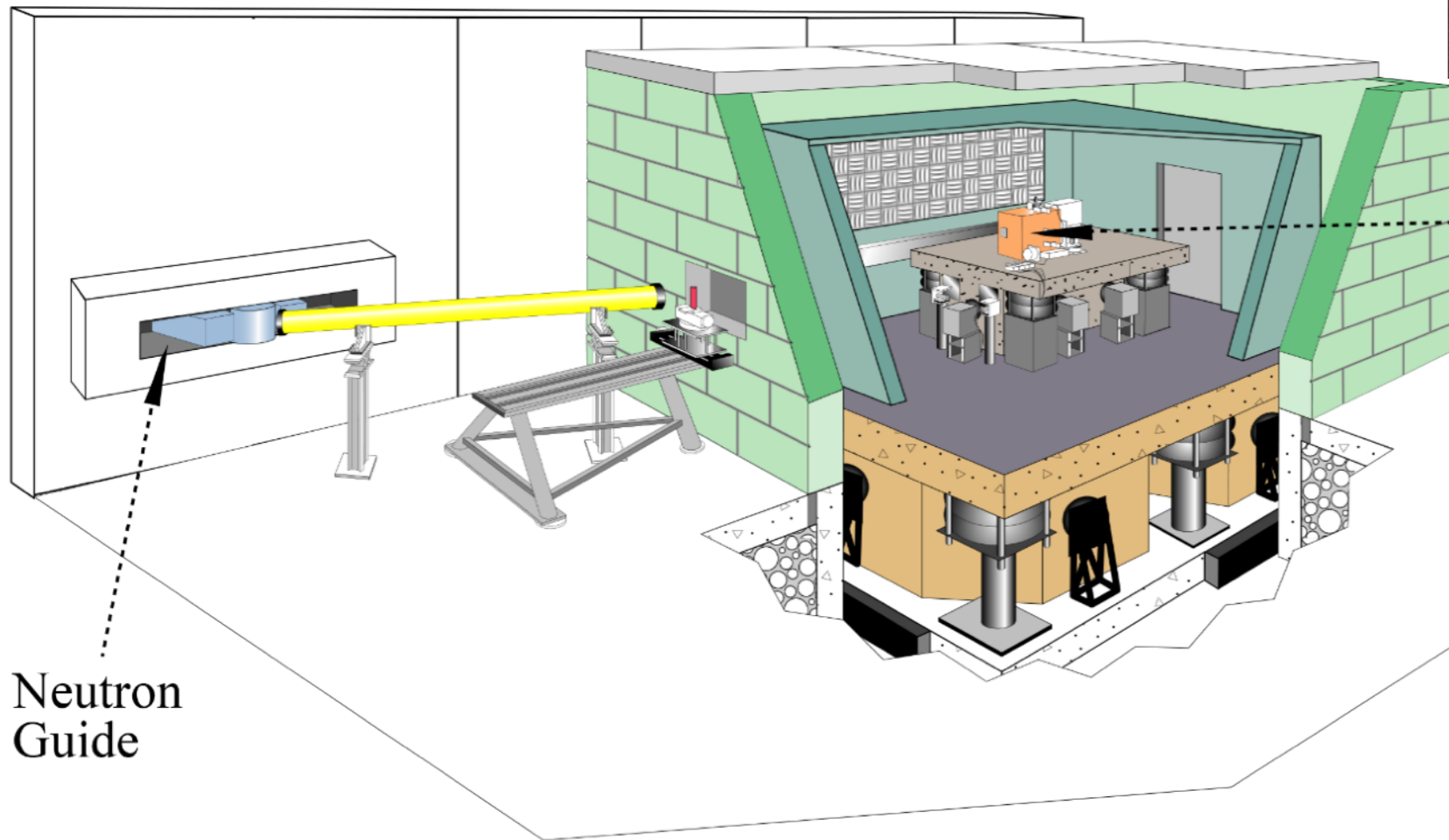


Neutron interferometer to study Extended Gravity Field

Neutron interferometer Test at NIST

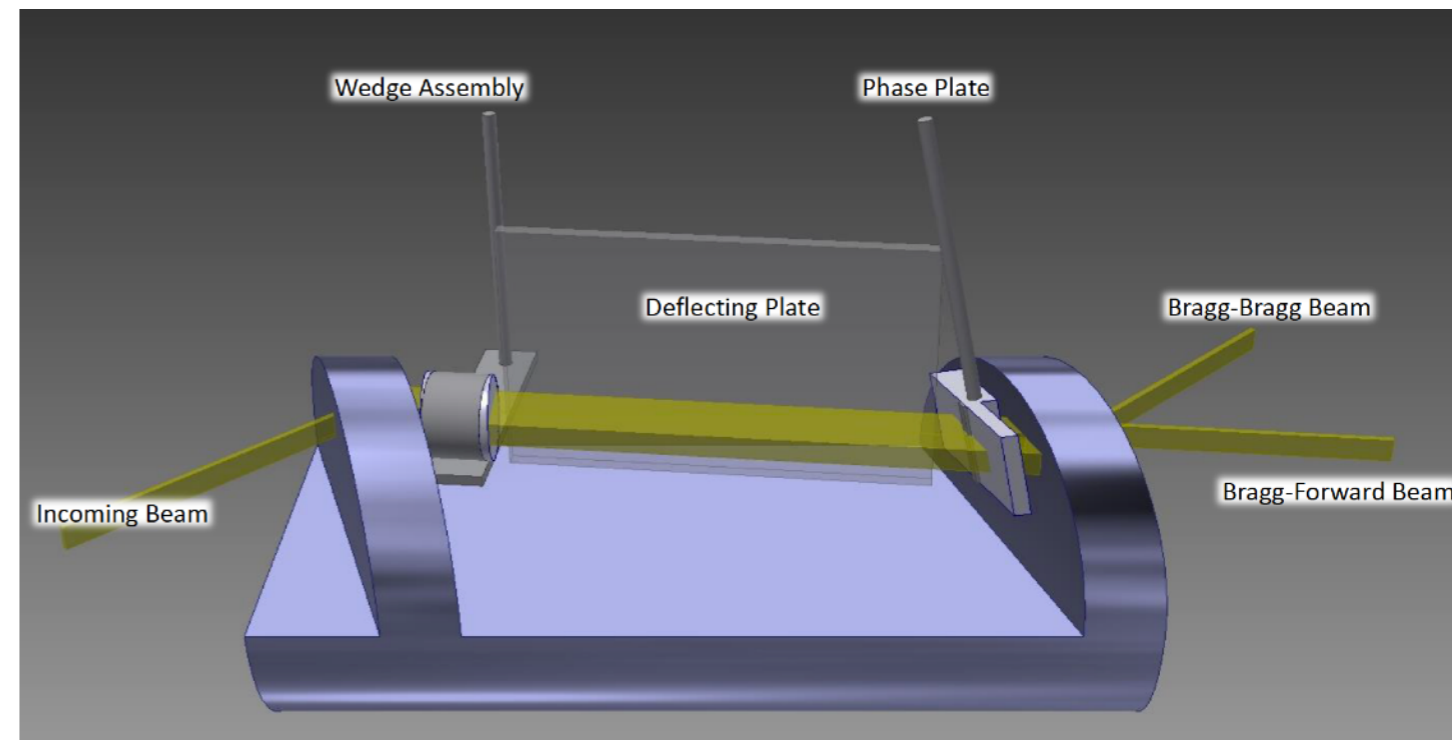


Neutron Optics and Interferometry Facility (NIOF)

Isolated 40,000 Kg room is supported by six airsprings
Active Vibration Control eliminates vibrations less than 10Hz
Temperature Controlled to +/- 5 mK



Neutron interferometer to study Extended Gravity Field

Neutron interferometer Test at NIST has started !



Summary

Neutron is suitable for the precision measurement of the small influence of **new physics** beyond the standard model of elementary particles.

T-odd P-odd correlation in nuclear reaction **can be enhanced** in some compound nuclei. Feasibility studies are now going on at **BL04 ANNRI** beamline in **J-PARC**.

More detail -> Poster 14, Takuya Okudaira

More detail -> Poster 12, Tomoki Yamamoto

Development of next generation UCN optics for Neutron EDM.

Crystal EDM is also important, as a method with **another systematics**.

Small angle scattering to study intermediate-range force is now going on at **BL05 NOP** beamline in **J-PARC**.

More detail -> Poster 13, Noriko Oi

Neutron interferometer with slow neutrons has the advantage to measure small interaction, induced by gravity, dark energy.